


**FINANCIAL REPORTS FOR THE
MONTH-YEAR END OF JUNE, 2020
BRADFORD EXEMPTED VILLAGE
SCHOOL DISTRICT**



BRADFORD BOARD OF EDUCATION Cash Summary Report

	Initial Cash	MTD Received	FYTD Received	MTD Expended	FYTD Expended	Fund Balance	Encumbrance	Unencumbered Balance
Fund: 001	\$ 6,712,979.95	\$ 622,057.68	\$ 7,598,805.50	\$ 622,308.47	\$ 6,955,823.73	\$ 7,355,961.72	\$ 522,444.09	\$ 6,833,517.63
Fund: 002	\$ 149,106.49	\$ 0.00	\$ 96,237.62	\$ 0.00	\$ 119,096.22	\$ 126,247.89	\$ 0.00	\$ 126,247.89
Fund: 003	\$ 441,263.90	\$ 0.00	\$ 0.00	\$ 0.00	\$ 0.00	\$ 441,263.90	\$ 0.00	\$ 441,263.90
Fund: 006	\$ 107,909.84	\$ 7,343.03	\$ 210,861.80	\$ 11,688.40	\$ 232,970.85	\$ 85,800.79	\$ 700.00	\$ 85,100.79
Fund: 007	\$ 45,631.36	\$ 2,560.70	\$ 17,310.70	\$ 0.00	\$ 15,750.00	\$ 47,192.06	\$ 17,375.00	\$ 29,817.06
Fund: 008	\$ 54,700.80	\$ 24.54	\$ 856.07	\$ 0.00	\$ 2,000.00	\$ 53,556.87	\$ 1,000.00	\$ 52,556.87
Fund: 009	\$ 0.00	\$ (1,858.00)	\$ 5,008.50	\$ 208.58	\$ 653.03	\$ 4,355.47	\$ 1,641.10	\$ 2,714.37
Fund: 010	\$ 0.00	\$ 0.00	\$ 0.00	\$ 0.00	\$ 0.00	\$ 0.00	\$ 0.00	\$ 0.00
Fund: 018	\$ 31,416.70	\$ 707.24	\$ 28,020.50	\$ 1,228.76	\$ 23,882.05	\$ 35,555.15	\$ 0.00	\$ 35,555.15
Fund: 019	\$ 32,294.06	\$ 0.00	\$ 19,786.00	\$ 1,497.03	\$ 13,795.43	\$ 38,284.63	\$ 0.00	\$ 38,284.63
Fund: 020	\$ 0.00	\$ 0.00	\$ 0.00	\$ 0.00	\$ 0.00	\$ 0.00	\$ 0.00	\$ 0.00
Fund: 022	\$ 970.84	\$ 0.00	\$ 0.00	\$ 0.00	\$ 65.00	\$ 905.84	\$ 0.00	\$ 905.84
Fund: 034	\$ 484,734.94	\$ 23,207.20	\$ 43,758.97	\$ 0.00	\$ 353.46	\$ 528,140.45	\$ 0.00	\$ 528,140.45
Fund: 200	\$ 30,775.96	\$ 45.00	\$ 50,651.53	\$ 2,576.23	\$ 48,040.46	\$ 33,387.03	\$ 2,562.00	\$ 30,825.03
Fund: 300	\$ 52,873.21	\$ (12,685.64)	\$ 116,820.08	\$ 74,460.05	\$ 156,528.30	\$ 13,164.99	\$ 3,414.08	\$ 9,750.91
Fund: 416	\$ 0.00	\$ 0.00	\$ 0.00	\$ 0.00	\$ 0.00	\$ 0.00	\$ 0.00	\$ 0.00
Fund: 432	\$ 0.00	\$ 0.00	\$ 0.00	\$ 0.00	\$ 0.00	\$ 0.00	\$ 0.00	\$ 0.00
Fund: 450	\$ 0.00	\$ 0.00	\$ 0.00	\$ 0.00	\$ 0.00	\$ 0.00	\$ 0.00	\$ 0.00
Fund: 451	\$ 0.00	\$ 0.00	\$ 3,600.00	\$ 0.00	\$ 3,600.00	\$ 0.00	\$ 0.00	\$ 0.00
Fund: 452	\$ 0.00	\$ 0.00	\$ 0.00	\$ 0.00	\$ 0.00	\$ 0.00	\$ 0.00	\$ 0.00
Fund: 454	\$ 0.00	\$ 0.00	\$ 0.00	\$ 0.00	\$ 0.00	\$ 0.00	\$ 0.00	\$ 0.00
Fund: 458	\$ 0.00	\$ 0.00	\$ 0.00	\$ 0.00	\$ 0.00	\$ 0.00	\$ 0.00	\$ 0.00
Fund: 459	\$ 0.00	\$ 0.00	\$ 0.00	\$ 0.00	\$ 0.00	\$ 0.00	\$ 0.00	\$ 0.00
Fund: 460	\$ 0.00	\$ 0.00	\$ 0.00	\$ 0.00	\$ 0.00	\$ 0.00	\$ 0.00	\$ 0.00
Fund: 467	\$ 0.00	\$ 0.00	\$ 135,598.11	\$ 0.00	\$ 0.00	\$ 135,598.11	\$ 0.00	\$ 135,598.11
Fund: 499	\$ 2,863.15	\$ 0.00	\$ 44,792.40	\$ 4,792.40	\$ 7,655.55	\$ 40,000.00	\$ 40,000.00	\$ 0.00
Fund: 504	\$ 0.00	\$ 0.00	\$ 0.00	\$ 0.00	\$ 0.00	\$ 0.00	\$ 0.00	\$ 0.00
Fund: 506	\$ 0.00	\$ 0.00	\$ 0.00	\$ 0.00	\$ 0.00	\$ 0.00	\$ 0.00	\$ 0.00
Fund: 516	\$ 0.00	\$ 118,087.70	\$ 118,087.70	\$ 118,087.70	\$ 118,087.70	\$ 0.00	\$ 0.00	\$ 0.00
Fund: 532	\$ 0.00	\$ 0.00	\$ 0.00	\$ 0.00	\$ 0.00	\$ 0.00	\$ 0.00	\$ 0.00
Fund: 533	\$ 0.00	\$ 0.00	\$ 0.00	\$ 0.00	\$ 0.00	\$ 0.00	\$ 0.00	\$ 0.00
Fund: 572	\$ 485.84	\$ 6,174.62	\$ 190,788.41	\$ 50,294.64	\$ 190,039.89	\$ 1,234.36	\$ 0.00	\$ 1,234.36
Fund: 573	\$ 0.00	\$ 0.00	\$ 0.00	\$ 0.00	\$ 0.00	\$ 0.00	\$ 0.00	\$ 0.00
Fund: 584	\$ 0.00	\$ 0.00	\$ 0.00	\$ 0.00	\$ 0.00	\$ 0.00	\$ 0.00	\$ 0.00
Fund: 587	\$ 282.42	\$ 989.03	\$ 2,496.92	\$ 2,496.92	\$ 2,779.34	\$ 0.00	\$ 0.00	\$ 0.00
Fund: 590	\$ 0.00	\$ 1,402.94	\$ 21,187.42	\$ 1,402.94	\$ 21,187.42	\$ 0.00	\$ 0.00	\$ 0.00
Fund: 599	\$ 628.85	\$ 69,543.69	\$ 283,636.68	\$ 171,707.54	\$ 278,140.34	\$ 6,125.19	\$ 24.64	\$ 6,100.55
Grand Total	\$ 8,148,918.31	\$ 837,599.73	\$ 8,988,304.91	\$ 1,062,749.66	\$ 8,190,448.77	\$ 8,946,774.45	\$ 589,160.91	\$ 8,357,613.54

BRADFORD BOARD OF EDUCATION Cash Summary Report

Full Account Code	Description	Initial Cash	MTD Received	FYTD Received	MTD Expended	FYTD Expended	Fund Balance	Encumbrance	Unencumbered Balance
001-0000	GENERAL FUND	\$ 6,766,856.29	\$ 515,358.47	\$ 7,463,548.34	\$ 577,739.57	\$ 6,737,141.05	\$ 7,493,263.58	\$ 387,340.02	\$ 7,105,923.56
001-9000	GENERAL	5,151.82	0.00	0.00	0.00	0.00	5,151.82	0.00	5,151.82
001-9001	GENERAL	0.00	0.00	0.00	0.00	0.00	0.00	0.00	0.00
001-9002	SED BUS PURCHASE SET-ASIDES DARKE CO	31,156.92	0.00	0.00	0.00	0.00	31,156.92	0.00	31,156.92
001-9003	MH BUS PURCHASE SET-ASIDES - DARKE CO	66,502.99	0.00	0.00	0.00	0.00	66,502.99	0.00	66,502.99
001-9045	GENERAL	58,577.16	0.00	25,846.34	0.00	0.00	84,423.50	0.00	84,423.50
001-9118	STRIVING READERS GRANT GF 18-19	(5,751.65)	0.00	0.00	0.00	0.00	(5,751.65)	0.00	(5,751.65)
001-9119	STRIVING READERS GRANT	(17,419.58)	0.00	0.00	294.41	294.41	(17,713.99)	0.00	(17,713.99)
001-9120	2020 STRIVING READERS GRANT	0.00	0.00	0.00	0.00	0.00	0.00	0.00	0.00
001-9121	TEXTBOOK AND INSTRUCTIONAL MATERIALS SET-ASID	80,142.44	0.00	0.00	0.00	4,779.24	75,363.20	362.53	75,000.67
001-9122	CAPITAL MAINTENANCE SET-ASIDES	(434,022.97)	91,314.97	91,314.97	18,567.16	155,016.69	(497,724.69)	104,551.54	(602,276.23)
001-9125	Cafeteria Plan Refunds	651.98	0.00	0.00	0.00	0.00	651.98	0.00	651.98
001-9139	Miami County Services	(1,900.00)	0.00	0.00	1,850.00	1,850.00	(3,750.00)	0.00	(3,750.00)
001-9154	MEDICAID REIMBURSEMENT	19,225.54	1,847.03	2,574.36	0.00	0.00	21,799.90	0.00	21,799.90
001-9158	OHIO HIGH SCHOOL ATHLETIC ASSN	404.65	0.00	0.00	0.00	0.00	404.65	0.00	404.65
001-9194	GENERAL FUND - STATE BUS PURCHASE ALLOWANCE	4,229.48	0.00	0.00	0.00	3,804.48	425.00	0.00	425.00
001-9195	GENERAL FUND - PARITY	116,690.81	0.00	0.00	0.00	0.00	116,690.81	0.00	116,690.81
001-9201	TUITION REIMBURSEMENT REPAYMENT	0.00	0.00	750.00	0.00	0.00	750.00	0.00	750.00
001-9202	GENERAL	0.00	0.00	0.00	0.00	0.00	0.00	0.00	0.00
001-9215	BOOSTER CLUB MONEY FOR FOOD ACTIVITIES	90.62	137.21	1,245.45	0.00	1,325.31	10.76	0.00	10.76
001-9221	TRANSPORATION USING VAN	(379.47)	0.00	0.00	0.00	0.00	(379.47)	0.00	(379.47)
001-9222	GENERAL	517.41	0.00	126.04	0.00	0.00	643.45	0.00	643.45
001-9318	PETTY CASH ACCOUNTS	0.00	0.00	0.00	(50.00)	0.00	0.00	0.00	0.00
001-9320	GENERAL	30.00	0.00	0.00	0.00	0.00	30.00	0.00	30.00
001-9412	GENERAL STATE SETASIDE	113,345.65	0.00	0.00	0.00	0.00	113,345.65	0.00	113,345.65
001-9500	GENERAL	0.00	13,400.00	13,400.00	0.00	0.00	13,400.00	28,000.00	(14,600.00)
001-9718	GENERAL	(62,728.71)	0.00	0.00	0.00	0.00	(62,728.71)	0.00	(62,728.71)
001-9819	FEDERAL GRANT EXPENDITURES IN GENERAL FUND	(13,302.77)	0.00	0.00	0.00	27,183.18	(40,485.95)	0.00	(40,485.95)
001-9900	Previous Years Expenditures	(15,088.66)	0.00	0.00	0.00	0.00	(15,088.66)	0.00	(15,088.66)
001-9920	EXPENDITURES FOR THE 2019-2020 YEAR	0.00	0.00	0.00	23,907.33	24,429.37	(24,429.37)	2,190.00	(26,619.37)
002-0000	BOND RETIREMENT 4.12 MILLS BOND REG/BLDG 2020	127,568.03	0.00	83,875.56	0.00	104,193.34	107,250.25	0.00	107,250.25

BRADFORD BOARD OF EDUCATION

Cash Summary Report

Full Account Code	Description	Initial Cash	MTD Received	FYTD Received	MTD Expended	FYTD Expended	Fund Balance	Encumbrance	Unencumbered Balance
202-9020	BOND RETIREMENT .58 MILLS BOND SITE 2020	\$ 21,538.46	\$ 0.00	\$ 12,362.06	\$ 0.00	\$ 14,902.88	\$ 18,997.64	\$ 0.00	\$ 18,997.64
203-0000	PERMANENT IMPROVEMENT FUND	441,263.90	0.00	0.00	0.00	0.00	441,263.90	0.00	441,263.90
206-0000	LUNCHROOM/FOOD SERVICE	107,909.84	7,343.03	210,861.80	11,688.40	232,970.85	85,800.79	700.00	85,100.79
206-9318	PETTY CASH ACCOUNTS	0.00	0.00	0.00	0.00	0.00	0.00	0.00	0.00
207-9000	UNCLAIMED FUNDS	489.73	0.00	0.00	0.00	0.00	489.73	0.00	489.73
207-9900	BRADFORD FIRE & RESCUE SCHOLARSHIP	(500.00)	500.00	1,500.00	0.00	500.00	500.00	500.00	0.00
207-9901	CREIGLOW SCHOLARSHIP FUND	0.00	0.00	0.00	0.00	0.00	0.00	0.00	0.00
207-9902	BLESSED DIRECTION INC. SCHOLARSHIP	6,500.00	176.78	4,176.78	0.00	4,500.00	6,176.78	1,500.00	4,676.78
207-9903	MAX WEAVER SCHOLARSHIP FUND	500.00	0.00	0.00	0.00	0.00	500.00	0.00	500.00
207-9904	CLASS OF 1957 SCHOLARSHIP FUND	0.00	0.00	0.00	0.00	0.00	0.00	0.00	0.00
207-9905	CHAD NOLAN SCHOLARSHIP/MISC	(4,250.00)	500.00	4,750.00	0.00	(500.00)	1,000.00	1,000.00	0.00
207-9906	COVINGTON EAGLES SCHOLARSHIP FUND	4,274.62	0.00	0.00	0.00	500.00	3,774.62	1,000.00	2,774.62
207-9907	PEPSI AND COCA-COLA SCHOLARSHIP FUNDS	2,000.00	0.00	0.00	0.00	500.00	1,500.00	500.00	1,000.00
207-9908	RICHARD "DICK" HARMON SCHOLARSHIP FUND	23,000.00	883.92	883.92	0.00	1,250.00	22,633.92	3,750.00	18,883.92
207-9909	VERNON LINDEMAN LINEMAN SCHOLARSHIP	1,000.00	0.00	0.00	0.00	0.00	1,000.00	1,000.00	0.00
207-9910	AAA SCHOLARSHIP FUND	0.00	0.00	0.00	0.00	0.00	0.00	0.00	0.00
207-9911	RAY PRUITT SCHOLARSHIP FUND	0.00	0.00	0.00	0.00	0.00	0.00	0.00	0.00
207-9912	HAROLD MARKER SCHOLARSHIP FUND	2,000.00	0.00	4,000.00	0.00	2,000.00	4,000.00	3,000.00	1,000.00
207-9913	COVINGTON SAVINGS & LOAN SCHOLARSHIP	500.00	500.00	500.00	0.00	500.00	500.00	500.00	0.00
207-9914	WADE SPENCER SCHOLARSHIP FUND	0.00	0.00	1,500.00	0.00	1,500.00	0.00	0.00	0.00
207-9915	IVA ROOT SCHOLARSHIP	0.00	0.00	0.00	0.00	0.00	0.00	500.00	(500.00)
207-9977	HERSHEY SCHOLARSHIP DONATION-CLASS OF 1977	125.00	0.00	0.00	0.00	0.00	125.00	125.00	0.00
207-9994	BRADFORD EDUCATION ASSN. SCHOLARSHIP FUND	0.00	0.00	0.00	0.00	0.00	0.00	0.00	0.00
207-9996	PRODUCTION PAINT FINISHERS GRANT/SPECIAL TRUS	9,992.01	0.00	0.00	0.00	5,000.00	4,992.01	4,000.00	992.01
208-0000	WADE KINDERGARTEN	10,350.24	4.82	166.16	0.00	0.00	10,516.40	0.00	10,516.40
208-9202	BEARD ENDOWMENT	44,350.56	19.72	689.91	0.00	2,000.00	43,040.47	1,000.00	42,040.47
209-9118	ART ACCOUNTS ESTES	0.00	100.00	2,655.00	208.58	208.58	2,446.42	1,541.42	905.00
209-9130	BUSINESS ACCOUNTS MOORE	0.00	(493.00)	921.00	0.00	0.00	921.00	0.00	921.00

BRADFORD BOARD OF EDUCATION Cash Summary Report

Full Account Code	Description	Initial Cash	MTD Received	FYTD Received	MTD Expended	FYTD Expended	Fund Balance	Encumbrance	Unencumbered Balance
009-9210	FFA ACCOUNTS BAUMER	\$ 0.00	\$ (705.00)	\$ 20.00	\$ 0.00	\$ 0.00	\$ 20.00	\$ 0.00	\$ 20.00
009-9238	SCIENCE ACCOUNTS WHITE	0.00	(760.00)	1,412.50	0.00	444.45	968.05	99.68	868.37
010-0000	CLASSROOM FACILITIES	0.00	0.00	0.00	0.00	0.00	0.00	0.00	0.00
018-9110	PRINCIPAL FUND - ELEMENTARY	12,366.99	40.00	23,946.70	1,228.76	20,142.86	16,170.83	0.00	16,170.83
018-9111	ELEMENTARY PRINCIPAL SIGN FUND	0.00	0.00	0.00	0.00	0.00	0.00	0.00	0.00
018-9112	ELEMENTARY PRINCIPAL ALL ABOARD	0.00	0.00	0.00	0.00	0.00	0.00	0.00	0.00
018-9113	ELEMENTARY PRINCIPAL -BOX TOPS	13,662.78	0.00	804.20	0.00	1,549.33	12,917.65	0.00	12,917.65
018-9130	HIGH SCHOOL PRINCIPAL FUND	2,948.93	467.24	3,069.60	0.00	2,189.86	3,828.67	0.00	3,828.67
018-9131	HIGH SCHOOL PRINCIPAL (AFTER PROM) FUND	250.00	200.00	200.00	0.00	0.00	450.00	0.00	450.00
018-9222	HIGH SCHOOL PRINCIPAL FUND LIBRARY	2,188.00	0.00	0.00	0.00	0.00	2,188.00	0.00	2,188.00
019-0000	OTHER GRANT	0.00	0.00	0.00	0.00	0.00	0.00	0.00	0.00
019-9001	SHOPA KIDS IN NEED FOUNDATION GRANT	0.00	0.00	0.00	0.00	0.00	0.00	0.00	0.00
019-9002	MIAMI COUNTY FOUNDATION - HS MUSIC DEPARTMENT	0.00	0.00	0.00	0.00	0.00	0.00	0.00	0.00
019-9003	MIAMI COUNTY FOUNDATION- FEELING GOOD MILE HIG	0.00	0.00	0.00	0.00	0.00	0.00	0.00	0.00
019-9004	RADIO & TEL NEWS DIRECTORS FOUND MEDIA TECH	114.06	0.00	0.00	101.65	101.65	12.41	0.00	12.41
019-9005	ECO GARDEN GRANT MIAMI COUNTY PARK DISTRICT	500.00	0.00	0.00	0.00	0.00	500.00	0.00	500.00
019-9006	ECO GARDEN GRANT- TROY FOUNDATION	0.00	0.00	0.00	0.00	0.00	0.00	0.00	0.00
019-9007	REED - VALEDICTORIAN/MEMORIAL	309.58	0.00	0.00	0.00	0.00	309.58	0.00	309.58
019-9008	MIAMI COUNTY FOUNDATION ECO GARDEN GRANT	0.00	0.00	0.00	0.00	0.00	0.00	0.00	0.00
019-9009	ELEMENTARY ART - TROY FOUNDATION	12.91	0.00	0.00	0.00	0.00	12.91	0.00	12.91
019-9011	MIAMI COUNTY FOUNDATION ALL ABOARD PROGRAM	102.22	0.00	0.00	0.00	0.00	102.22	0.00	102.22
019-9012	MAC GRANT	1,093.18	0.00	0.00	1,093.18	1,093.18	0.00	0.00	0.00
019-9013	ALL-ABOARD- OTHER GRANT	0.00	0.00	0.00	0.00	0.00	0.00	0.00	0.00
019-9014	TROY FOUNDATION SUMMER ART CAMP	0.00	0.00	0.00	0.00	0.00	0.00	0.00	0.00
019-9015	MIAMI COUNTY FOUNDATION ELEMENTARY GRANT	0.00	0.00	0.00	0.00	0.00	0.00	0.00	0.00
019-9016	PTO-ELEMENTARY TECHNOLOGY GRANT	0.00	0.00	0.00	0.00	0.00	0.00	0.00	0.00
019-9017	EAGLES-COVINGTON	5,927.64	0.00	0.00	0.00	0.00	5,927.64	0.00	5,927.64

BRADFORD BOARD OF EDUCATION Cash Summary Report

Full Account Code	Description	Initial Cash	MID Received	FYTD Received	MID Expended	FYTD Expended	Fund Balance	Encumbrance	Unencumbered Balance
	DONATION								
119-9018	MIAMI COUNTY FOUNDATION-ART DISCOVERY CAMP	\$ 512.62	\$ 0.00	\$ 0.00	\$ 0.00	\$ 0.00	\$ 512.62	\$ 0.00	\$ 512.62
119-9019	COVINGTON EAGLES DONATION	7,000.00	0.00	0.00	0.00	0.00	7,000.00	0.00	7,000.00
119-9020	MIAMI COUNTY FOUNDATION MEDIA CENTER GRANT	0.00	0.00	0.00	0.00	0.00	0.00	0.00	0.00
119-9021	TROY FOUNDATION FIELD TRIP GRANT	0.00	0.00	0.00	0.00	0.00	0.00	0.00	0.00
119-9022	MISCELLANEOUS FIELD TRIP GRANTS	758.76	0.00	0.00	0.00	0.00	758.76	0.00	758.76
119-9023	VIVIAN RUSSELL KINDERGARTEN FUND	57.87	0.00	0.00	0.00	0.00	57.87	0.00	57.87
119-9024	ANNA BIER ART GRANT	193.99	0.00	400.00	0.00	0.00	593.99	0.00	593.99
119-9025	COMMUNITY BLOOD CENTER GRANT	0.00	0.00	0.00	0.00	0.00	0.00	0.00	0.00
119-9026	BELIEVE IN OHIO GRANT	0.00	0.00	0.00	0.00	0.00	0.00	0.00	0.00
119-9027	TRI-COUNTY BOARD OF REC AND MENTAL HEALTH GRA	0.00	0.00	0.00	0.00	0.00	0.00	0.00	0.00
119-9131	MIAMI COUNTY FOUNDATION SEMI-ANNUAL GRANT	2,951.23	0.00	0.00	0.05	1,178.34	1,772.89	0.00	1,772.89
119-9132	OTHER GRANT RENAISSANCE	0.00	0.00	0.00	0.00	0.00	0.00	0.00	0.00
119-9139	Miami County Foundation 2019-2020 Grants	0.00	0.00	6,000.00	0.00	0.00	6,000.00	0.00	6,000.00
119-9181	MIAMI COUNTY PARKS - GIZMOS GRANT	10.00	0.00	0.00	0.00	0.00	10.00	0.00	10.00
119-9182	Miami County Parks-7th Growth Mindsets	0.00	0.00	0.00	0.00	0.00	0.00	0.00	0.00
119-9191	MIAMI CO FOUNDATION-PHONES/RADIOS	0.00	0.00	0.00	0.00	0.00	0.00	0.00	0.00
119-9192	MIAMI CO FOUNDATION-FRENCH HORNS	0.00	0.00	0.00	0.00	0.00	0.00	0.00	0.00
119-9193	MIAMI CO FOUNDATION-CAMERAS	0.00	0.00	0.00	0.00	0.00	0.00	0.00	0.00
119-9222	OTHER GRANT LIBRARY	10.00	0.00	200.00	0.00	0.00	210.00	0.00	210.00
119-9230	OTHER GRANT	150.00	0.00	0.00	0.00	0.00	150.00	0.00	150.00
119-9239	Miami County Grant for IPADS	0.00	0.00	4,186.00	0.00	0.00	70.00	0.00	70.00
119-9272	Miami County Foundation Grant-Water Fountains	5,090.00	0.00	0.00	0.00	5,088.75	1.25	0.00	1.25
119-9340	Miami County Foundation Grant-3-D Printer	0.00	0.00	0.00	0.00	0.00	0.00	0.00	0.00
119-9410	GRANT FROM DARKE COUNTY FOUNDATION	1,100.00	0.00	2,000.00	302.15	2,217.51	882.49	0.00	882.49
119-9517	OTHER GRANT	6,400.00	0.00	0.00	0.00	0.00	6,400.00	0.00	6,400.00
119-9920	COVINGTON EAGLES DONATION	0.00	0.00	7,000.00	0.00	0.00	7,000.00	0.00	7,000.00
120-9989	EARLY CHILDHOOD/PRE-SCHOOL	0.00	0.00	0.00	0.00	0.00	0.00	0.00	0.00

BRADFORD BOARD OF EDUCATION Cash Summary Report

Full Account Code	Description	Initial Cash	MTD Received	FYTD Received	MTD Expended	FYTD Expended	Fund Balance	Encumbrance	Unencumbered Balance
J22-0000	OHSAA TOURNAMENT ACCOUNTS	\$ 0.00	\$ 0.00	\$ 0.00	\$ 0.00	\$ 0.00	\$ 0.00	\$ 0.00	\$ 0.00
J22-9617	unclaimed funds for 2016-2017	0.00	0.00	0.00	0.00	0.00	0.00	0.00	0.00
J22-9718	DISTRICT AGENCY	777.85	0.00	0.00	0.00	0.00	777.85	0.00	777.85
J22-9819	UNCASHED FUNDS FOR 2018-2019	192.99	0.00	0.00	0.00	65.00	127.99	0.00	127.99
J34-0000	CLASSROOM FACILITY MAINTENANCE	483,669.67	23,207.20	43,296.02	0.00	353.46	526,612.23	0.00	526,612.23
J34-9045	MAINTENANCE FUND DELINQUENCIES	1,065.27	0.00	462.95	0.00	0.00	1,528.22	0.00	1,528.22
200-9000	MULTIPLE DISABILITIES CLASS	2,785.26	0.00	235.10	0.00	355.78	2,664.58	0.00	2,664.58
200-9003	CLASS OF 2003	0.00	0.00	0.00	0.00	0.00	0.00	0.00	0.00
200-9004	CLASS OF 2004	0.00	0.00	0.00	0.00	0.00	0.00	0.00	0.00
200-9005	CLASS OF 2005	0.00	0.00	0.00	0.00	0.00	0.00	0.00	0.00
200-9006	CLASS OF 2006	0.00	0.00	0.00	0.00	0.00	0.00	0.00	0.00
200-9007	CLASS OF 2007	0.00	0.00	0.00	0.00	0.00	0.00	0.00	0.00
200-9008	CLASS OF 2008	0.00	0.00	0.00	0.00	0.00	0.00	0.00	0.00
200-9009	CLASS OF 2009	0.00	0.00	0.00	0.00	0.00	0.00	0.00	0.00
200-9010	CLASS OF 2010	0.00	0.00	0.00	0.00	0.00	0.00	0.00	0.00
200-9011	CLASS OF 2011	0.00	0.00	0.00	0.00	0.00	0.00	0.00	0.00
200-9012	CLASS OF 2012	0.00	0.00	0.00	0.00	0.00	0.00	0.00	0.00
200-9013	CLASS OF 2013	0.00	0.00	0.00	0.00	0.00	0.00	0.00	0.00
200-9014	CLASS OF 2014	0.00	0.00	0.00	0.00	0.00	0.00	0.00	0.00
200-9015	CLASS OF 2015	0.00	0.00	0.00	0.00	0.00	0.00	0.00	0.00
200-9016	CLASS OF 2016	0.00	0.00	0.00	0.00	0.00	0.00	0.00	0.00
200-9017	CLASS OF 2017	0.00	0.00	0.00	0.00	0.00	0.00	0.00	0.00
200-9018	CLASS OF 2018	0.00	0.00	0.00	0.00	0.00	0.00	0.00	0.00
200-9019	CLASS OF 2019	0.00	0.00	0.00	0.00	0.00	0.00	0.00	0.00
200-9020	CLASS OF 2020	1,349.06	0.00	2,032.00	0.00	737.24	0.00	0.00	0.00
200-9021	CLASS OF 2021	2,318.72	0.00	3,779.00	0.00	17.99	3,333.26	40.00	3,293.26
200-9022	CLASS OF 2022	1,766.51	0.00	5,330.40	0.00	0.00	4,436.93	0.00	4,436.93
200-9023	CLASS OF 2023	0.00	0.00	1,805.00	0.00	0.00	350.00	0.00	350.00
200-9117	HIGH SCHOOL ENVIRONMENTAL CLUB	0.00	0.00	0.00	0.00	0.00	0.00	0.00	0.00
200-9119	POWER OF THE PEN	280.00	0.00	0.00	0.00	0.00	280.00	0.00	280.00
200-9128	SPANISH CLUB	209.25	0.00	0.00	0.00	74.94	134.31	0.00	134.31
200-9130	MUSE MACHINE	1,103.24	0.00	0.00	0.00	0.00	1,103.24	0.00	1,103.24
200-9131	DRAMA CLUB	6,099.49	0.00	0.00	0.00	0.00	6,099.49	0.00	6,099.49
200-9132	RENAISSANCE	0.00	0.00	0.00	0.00	0.00	0.00	0.00	0.00
200-9133	GLEE CLUB	368.65	0.00	0.00	0.00	0.00	368.65	0.00	368.65
200-9320	HIGH SCHOOL FAMILY & CONSUMER SCIENCE	0.00	0.00	0.00	0.00	0.00	0.00	0.00	0.00
200-9330	FUTURE FARMERS OF	5,394.55	0.00	20,275.28	0.00	21,211.00	4,458.83	140.00	4,318.83

BRADFORD BOARD OF EDUCATION Cash Summary Report

Full Account Code	Description	Initial Cash	MTD Received	FYTD Received	MTD Expended	FYTD Expended	Fund Balance	Encumbrance	Unencumbered Balance
200-9400	AMERICA HIGH SCHOOL MUSIC DEPARTMENT	\$ 628.63	\$ 0.00	\$ 500.00	\$ 0.00	\$ 0.00	\$ 1,128.63	\$ 0.00	\$ 1,128.63
200-9500	JUNIOR HIGH CHEERLEADERS	0.00	0.00	0.00	0.00	0.00	0.00	0.00	0.00
200-9501	POWER LIFTING CLUB	0.00	0.00	0.00	0.00	0.00	0.00	0.00	0.00
200-9553	HIGH SCHOOL CHEERLEADERS	0.00	0.00	0.00	0.00	0.00	0.00	0.00	0.00
200-9610	ELEMENTARY STUDENT COUNCIL	513.56	0.00	0.00	0.00	0.00	513.56	0.00	513.56
200-9630	HIGH SCHOOL STUDENT COUNCIL	1,637.89	0.00	11,771.75	0.00	11,165.36	2,244.28	500.00	1,744.28
200-9680	YEARBOOK	6,573.92	45.00	4,626.50	1,436.00	4,447.48	6,752.94	1,882.00	4,870.94
200-9690	SCHOOL NEWSPAPER	0.00	0.00	0.00	0.00	0.00	0.00	0.00	0.00
200-9710	NATIONAL HONOR SOCIETY	(252.77)	0.00	296.50	385.00	525.40	(481.67)	0.00	(481.67)
300-9001	HIGH SCHOOL ART	721.58	0.00	0.00	0.00	0.00	721.58	0.00	721.58
300-9002	WASHINGTON DC TRIP - 8TH GRADE	28,862.99	564.36	43,522.01	47,700.00	67,010.00	5,375.00	0.00	5,375.00
300-9004	MEDIA-TECH CLASS	5.57	0.00	0.00	0.00	0.00	5.57	0.00	5.57
300-9185	Benefit for Ruth Estes	0.00	0.00	1,369.70	0.00	0.00	1,369.70	0.00	1,369.70
300-9190	ROADER BALLOONS	0.00	0.00	0.00	0.00	0.00	0.00	0.00	0.00
300-9500	ATHLETIC DIRECTOR	22,533.07	150.00	71,746.37	26,760.05	89,518.30	4,761.14	3,414.08	1,347.06
300-9501	ATHLETIC DIRECTOR FSN	750.00	0.00	0.00	0.00	0.00	750.00	0.00	750.00
300-9511	BASEBALL	0.00	0.00	0.00	0.00	0.00	0.00	0.00	0.00
300-9512	BOYS BASKETBALL	0.00	0.00	0.00	0.00	0.00	0.00	0.00	0.00
300-9514	ATHLETIC ADVERTISING SPONSORSHIPS	0.00	(13,400.00)	0.00	0.00	0.00	0.00	0.00	0.00
300-9532	GIRLS BASKETBALL	0.00	0.00	0.00	0.00	0.00	0.00	0.00	0.00
300-9534	SOFTBALL	0.00	0.00	0.00	0.00	0.00	0.00	0.00	0.00
300-9553	Athletics-cheerleading Fund Raising	0.00	0.00	182.00	0.00	0.00	182.00	0.00	182.00
416-9205	STUDENT INTERVENTION 9-10 GRADE PROF DEVELOP	0.00	0.00	0.00	0.00	0.00	0.00	0.00	0.00
416-9906	STUDENT INTERVENION GRADE 9-10 PROF DEVELOP	0.00	0.00	0.00	0.00	0.00	0.00	0.00	0.00
432-9006	EMIS FY 2006	0.00	0.00	0.00	0.00	0.00	0.00	0.00	0.00
432-9201	MANAGEMENT INFORMATION SYSTEM	0.00	0.00	0.00	0.00	0.00	0.00	0.00	0.00
432-9204	MANAGE. INFO. SYS. FUND	0.00	0.00	0.00	0.00	0.00	0.00	0.00	0.00
432-9205	MANGED INFO SYSTEM STATE FY 2005	0.00	0.00	0.00	0.00	0.00	0.00	0.00	0.00
432-9206	MANAGE. INFO. SYS. FUND	0.00	0.00	0.00	0.00	0.00	0.00	0.00	0.00
432-9207	MANAGEMENT INFO SYSTEMS FY2007	0.00	0.00	0.00	0.00	0.00	0.00	0.00	0.00
432-9208	EMIS FY2008	0.00	0.00	0.00	0.00	0.00	0.00	0.00	0.00
432-9209	EMIS FY2009	0.00	0.00	0.00	0.00	0.00	0.00	0.00	0.00
432-9210	EMIS FY2010	0.00	0.00	0.00	0.00	0.00	0.00	0.00	0.00

BRADFORD BOARD OF EDUCATION Cash Summary Report

Full Account Code	Description	Initial Cash	MID Received	FYTD Received	MID Expended	FYTD Expended	Fund Balance	Encumbrance	Unencumbered Balance
432-9211	EMIS FY2011	\$ 0.00	\$ 0.00	\$ 0.00	\$ 0.00	\$ 0.00	\$ 0.00	\$ 0.00	\$ 0.00
432-9212	EMIS FY2012	0.00	0.00	0.00	0.00	0.00	0.00	0.00	0.00
450-9204	SCHOOLNET PLUS GRADE 7 FY 2004	0.00	0.00	0.00	0.00	0.00	0.00	0.00	0.00
450-9206	SCHOOLNET PLUS FY 2006 ROUND #8	0.00	0.00	0.00	0.00	0.00	0.00	0.00	0.00
450-9207	SCHOOLNET PLUS FY2007	0.00	0.00	0.00	0.00	0.00	0.00	0.00	0.00
450-9905	SCHOOLNET PLUS ROUND 5	0.00	0.00	0.00	0.00	0.00	0.00	0.00	0.00
451-9204	ONEnet FY 2004	0.00	0.00	0.00	0.00	0.00	0.00	0.00	0.00
451-9205	DATA COMM ONEnet FY 2005	0.00	0.00	0.00	0.00	0.00	0.00	0.00	0.00
451-9206	DATA COMM	0.00	0.00	0.00	0.00	0.00	0.00	0.00	0.00
451-9207	DATA COMM FY2007	0.00	0.00	0.00	0.00	0.00	0.00	0.00	0.00
451-9208	DATA COMM FY2008	0.00	0.00	0.00	0.00	0.00	0.00	0.00	0.00
451-9209	DATA COMM FY2009	0.00	0.00	0.00	0.00	0.00	0.00	0.00	0.00
451-9210	DATA COMM FY2010	0.00	0.00	0.00	0.00	0.00	0.00	0.00	0.00
451-9211	DATA COMM FY2011	0.00	0.00	0.00	0.00	0.00	0.00	0.00	0.00
451-9212	DATA COMM FY2012	0.00	0.00	0.00	0.00	0.00	0.00	0.00	0.00
451-9213	DATA COMM FY2013	0.00	0.00	0.00	0.00	0.00	0.00	0.00	0.00
451-9214	DATA COMM FY14	0.00	0.00	0.00	0.00	0.00	0.00	0.00	0.00
451-9215	FY15 DATA COMM	0.00	0.00	0.00	0.00	0.00	0.00	0.00	0.00
451-9216	FY16 DATA COMMUNICATIONS	0.00	0.00	0.00	0.00	0.00	0.00	0.00	0.00
451-9217	FY17 DATA COMMUNICATIONS	0.00	0.00	0.00	0.00	0.00	0.00	0.00	0.00
451-9718	FY18 DATA COMMUNICATIONS	0.00	0.00	0.00	0.00	0.00	0.00	0.00	0.00
451-9819	FY19 DATA COMMUNICATIONS	0.00	0.00	0.00	0.00	0.00	0.00	0.00	0.00
451-9920	TELECOMMUNICATIONS 2019-2020	0.00	0.00	3,600.00	0.00	3,600.00	0.00	0.00	0.00
452-9204	SCHOOLNET PROF DEV FY 2004	0.00	0.00	0.00	0.00	0.00	0.00	0.00	0.00
452-9205	SCHOOLNET PROF DEV FY 2005	0.00	0.00	0.00	0.00	0.00	0.00	0.00	0.00
452-9206	SCHOOLNET PROF DEV FY 2006	0.00	0.00	0.00	0.00	0.00	0.00	0.00	0.00
452-9207	SCHOOLNET PROF DEV FY2007	0.00	0.00	0.00	0.00	0.00	0.00	0.00	0.00
452-9208	SCHOOLNET PROF DEV FY2008	0.00	0.00	0.00	0.00	0.00	0.00	0.00	0.00
452-9209	SCHOOLNET PROF DEV FY2009	0.00	0.00	0.00	0.00	0.00	0.00	0.00	0.00
452-9210	SCHOOLNET PROF DEV FY2010	0.00	0.00	0.00	0.00	0.00	0.00	0.00	0.00
454-9202	TECH EQUITY FY 2002	0.00	0.00	0.00	0.00	0.00	0.00	0.00	0.00
454-9203	TECH EQUITY FY03	0.00	0.00	0.00	0.00	0.00	0.00	0.00	0.00
458-9203	IVDL FY 2003 TOBACCO SETTLEMENT	0.00	0.00	0.00	0.00	0.00	0.00	0.00	0.00
459-9003	OHIO READS FY 2003 VOLUNTEER	0.00	0.00	0.00	0.00	0.00	0.00	0.00	0.00
459-9004	OHIO READS FY 2004 VOLUNTEER	0.00	0.00	0.00	0.00	0.00	0.00	0.00	0.00
459-9005	OHIO READS FY2005 VOLUNTEER	0.00	0.00	0.00	0.00	0.00	0.00	0.00	0.00

BRADFORD BOARD OF EDUCATION Cash Summary Report

Full Account Code	Description	Initial Cash	MTD Received	FYTD Received	MTD Expended	FYTD Expended	Fund Balance	Encumbrance	Unencumbered Balance
159-9006	OHIO READS FY 2006 VOLUNTEER	\$ 0.00	\$ 0.00	\$ 0.00	\$ 0.00	\$ 0.00	\$ 0.00	\$ 0.00	\$ 0.00
159-9007	OHIO READS FY2007 VOLUNTEER GRANT	0.00	0.00	0.00	0.00	0.00	0.00	0.00	0.00
159-9200	OHIO READS FY 2002 VOLUNTEER	0.00	0.00	0.00	0.00	0.00	0.00	0.00	0.00
159-9201	OHIO READS FY 2001 VOLUNTEER	0.00	0.00	0.00	0.00	0.00	0.00	0.00	0.00
159-9202	OHIO READS FY 2002	0.00	0.00	0.00	0.00	0.00	0.00	0.00	0.00
159-9203	OHIO READS FY 2003 #15044	0.00	0.00	0.00	0.00	0.00	0.00	0.00	0.00
159-9204	OHIO READS CONTINUATION GRANT FY 2004 003368	0.00	0.00	0.00	0.00	0.00	0.00	0.00	0.00
159-9205	OhioReads FY 2005	0.00	0.00	0.00	0.00	0.00	0.00	0.00	0.00
159-9206	OHIO READS FY 2006	0.00	0.00	0.00	0.00	0.00	0.00	0.00	0.00
159-9207	OHIO READS GRANT FY2007	0.00	0.00	0.00	0.00	0.00	0.00	0.00	0.00
159-9902	OHIO READS SUMMER 2002	0.00	0.00	0.00	0.00	0.00	0.00	0.00	0.00
159-9903	OHIO READS NEW SUMMER COMMUNITY #35173	0.00	0.00	0.00	0.00	0.00	0.00	0.00	0.00
160-9204	STUDENT INTERVENTION GRADES 9-10 FY 05	0.00	0.00	0.00	0.00	0.00	0.00	0.00	0.00
160-9205	STUDENT INTERVENTION GRADES 1-4 FY 2005	0.00	0.00	0.00	0.00	0.00	0.00	0.00	0.00
167-9920	Student Wellness and Success	0.00	0.00	135,598.11	0.00	0.00	135,598.11	0.00	135,598.11
199-9191	School Safety Grant	2,570.75	0.00	0.00	0.00	2,570.75	0.00	0.00	0.00
199-9207	FY2007 GIFTED SUPPLEMENTAL FUNDS	0.00	0.00	0.00	0.00	0.00	0.00	0.00	0.00
199-9208	GIFTED SUPPLEMENTAL FUNDS FY2008	0.00	0.00	0.00	0.00	0.00	0.00	0.00	0.00
199-9209	GIFTED SUPPLEMENTAL FUNDS FY2009	0.00	0.00	0.00	0.00	0.00	0.00	0.00	0.00
199-9210	SAFE ROUTES TO SCHOOL GRANT FY2010	0.00	0.00	0.00	0.00	0.00	0.00	0.00	0.00
199-9211	MISC. STATE GRANT SCHOOL IMPR INCENT AWARD	0.00	0.00	0.00	0.00	0.00	0.00	0.00	0.00
199-9214	OSFC SAFETY AND SECURITY GRANT	0.00	0.00	0.00	0.00	0.00	0.00	0.00	0.00
199-9718	MISC. STATE GRANT	0.00	0.00	0.00	0.00	0.00	0.00	0.00	0.00
199-9819	Ohio Climate Grant	292.40	0.00	4,792.40	4,792.40	5,084.80	0.00	0.00	0.00
199-9907	OHIO CORE IMPLEMENTATION GRANT	0.00	0.00	0.00	0.00	0.00	0.00	0.00	0.00
199-9909	ADVANCED ENERGY GRANT - OHIO DEPT OF DEVELOPM	0.00	0.00	0.00	0.00	0.00	0.00	0.00	0.00
199-9920	BWC SAFETY GRANT	0.00	0.00	40,000.00	0.00	0.00	40,000.00	40,000.00	0.00
504-0000	ED JOBS FUND	0.00	0.00	0.00	0.00	0.00	0.00	0.00	0.00
506-0000	RACE TO THE TOP FEDERAL FUNDS	0.00	0.00	0.00	0.00	0.00	0.00	0.00	0.00
516-0000	IDEA PART B	0.00	0.00	0.00	0.00	0.00	0.00	0.00	0.00

BRADFORD BOARD OF EDUCATION

Cash Summary Report

Full Account Code	Description	Initial Cash	MTD Received	FYTD Received	FYTD Expended	MTD Expended	FYTD Expended	Fund Balance	Encumbrance	Unencumbered Balance
516-9017	IDEA PART B	\$ 0.00	\$ 0.00	\$ 0.00	\$ 0.00	\$ 0.00	\$ 0.00	\$ 0.00	\$ 0.00	\$ 0.00
516-9018	IDEA PART B	0.00	0.00	0.00	0.00	0.00	0.00	0.00	0.00	0.00
516-9206	IDEA PART B FY 2006	0.00	0.00	0.00	0.00	0.00	0.00	0.00	0.00	0.00
516-9207	IDEA PART B FY2007 (FLOW-THRU)	0.00	0.00	0.00	0.00	0.00	0.00	0.00	0.00	0.00
516-9208	IDEA B SPECIAL ED FY2008 FLOW THRU	0.00	0.00	0.00	0.00	0.00	0.00	0.00	0.00	0.00
516-9209	IDEA B SPECIAL ED FY2009 FLOWTHRU	0.00	0.00	0.00	0.00	0.00	0.00	0.00	0.00	0.00
516-9210	IDEA B SPECIAL ED FY2010	0.00	0.00	0.00	0.00	0.00	0.00	0.00	0.00	0.00
516-9211	IDEA B SPECIAL ED FY2011	0.00	0.00	0.00	0.00	0.00	0.00	0.00	0.00	0.00
516-9212	IDEA B SPECIAL ED FY2012	0.00	0.00	0.00	0.00	0.00	0.00	0.00	0.00	0.00
516-9213	IDEA B SPECIAL ED FY2013	0.00	0.00	0.00	0.00	0.00	0.00	0.00	0.00	0.00
516-9214	IDEA B SPECIAL ED FY2014	0.00	0.00	0.00	0.00	0.00	0.00	0.00	0.00	0.00
516-9215	IDEA B SPECIAL ED FY2015	0.00	0.00	0.00	0.00	0.00	0.00	0.00	0.00	0.00
516-9216	IDEA B SPECIAL ED FY2016	0.00	0.00	0.00	0.00	0.00	0.00	0.00	0.00	0.00
516-9217	IDEA B SPECIAL ED FY2017	0.00	0.00	0.00	0.00	0.00	0.00	0.00	0.00	0.00
516-932N	SPECIAL ED - ARRA STIMULUS	0.00	0.00	0.00	0.00	0.00	0.00	0.00	0.00	0.00
516-932O	SPECIAL ED - ARRA STIMULUS	0.00	0.00	0.00	0.00	0.00	0.00	0.00	0.00	0.00
516-9718	IDEA PART B	0.00	0.00	0.00	0.00	0.00	0.00	0.00	0.00	0.00
516-9819	TITLE 6B GRANT FOR 2018-2019	0.00	10,551.86	10,551.86	10,551.86	10,551.86	10,551.86	0.00	0.00	0.00
516-9920	TITLE 6B GRANT FOR 2019-2020	0.00	107,535.84	107,535.84	107,535.84	107,535.84	107,535.84	0.00	0.00	0.00
532-932N	STATE FISCAL STABILIZATION FUND (SFSE) STIMUL	0.00	0.00	0.00	0.00	0.00	0.00	0.00	0.00	0.00
532-932O	STATE FISCAL STABILIZATION FUND (SFSE) STIMUL	0.00	0.00	0.00	0.00	0.00	0.00	0.00	0.00	0.00
533-9210	TITLE II-TECH FY2010	0.00	0.00	0.00	0.00	0.00	0.00	0.00	0.00	0.00
533-9211	TITLE II-TECH FY2011	0.00	0.00	0.00	0.00	0.00	0.00	0.00	0.00	0.00
533-9212	TITLE II-D TECH FY2012	0.00	0.00	0.00	0.00	0.00	0.00	0.00	0.00	0.00
572-0000	TITLE I	485.84	0.00	748.52	0.00	0.00	0.00	1,234.36	0.00	1,234.36
572-9021	TITLE ONE 2019-2020 SCHOOL YEAR	0.00	0.00	0.00	0.00	0.00	0.00	0.00	0.00	0.00
572-9200	TITLE I DISADVANTAGED CHILDREN	0.00	0.00	0.00	0.00	0.00	0.00	0.00	0.00	0.00
572-9201	TITLE I DISADVANTAGED CHILDREN	0.00	0.00	0.00	0.00	0.00	0.00	0.00	0.00	0.00
572-9202	TITLE I DISADVANTAGED CHILDREN	0.00	0.00	0.00	0.00	0.00	0.00	0.00	0.00	0.00
572-9203	TITLE I FY 2003	0.00	0.00	0.00	0.00	0.00	0.00	0.00	0.00	0.00
572-9204	TITLE I FY 2004	0.00	0.00	0.00	0.00	0.00	0.00	0.00	0.00	0.00
572-9205	TITLE I FY 2005	0.00	0.00	0.00	0.00	0.00	0.00	0.00	0.00	0.00
572-9206	TITLE I FY 2006	0.00	0.00	0.00	0.00	0.00	0.00	0.00	0.00	0.00
572-9207	TITLE I FY2007	0.00	0.00	0.00	0.00	0.00	0.00	0.00	0.00	0.00
572-9208	TITLE I DISADVANTAGED	0.00	0.00	0.00	0.00	0.00	0.00	0.00	0.00	0.00

BRADFORD BOARD OF EDUCATION Cash Summary Report

Full Account Code	Description	Initial Cash	MID Received	FYTD Received	MID Expended	FYTD Expended	Fund Balance	Encumbrance	Unencumbered Balance
	YOUTH FY2008								
572-9209	TITLE I DISADVANTAGED YOUTH FY2009	\$ 0.00	\$ 0.00	\$ 0.00	\$ 0.00	\$ 0.00	\$ 0.00	\$ 0.00	\$ 0.00
572-9210	TITLE I DISADVANTAGED YOUTH FY2010	0.00	0.00	0.00	0.00	0.00	0.00	0.00	0.00
572-9211	TITLE I DISADVANTAGED YOUTH FY2011	0.00	0.00	0.00	0.00	0.00	0.00	0.00	0.00
572-9212	TITLE I DISADVANTAGES YOUTH FY2012	0.00	0.00	0.00	0.00	0.00	0.00	0.00	0.00
572-9213	TITLE I DISADVANTAGES YOUTH FY2013	0.00	0.00	0.00	0.00	0.00	0.00	0.00	0.00
572-9214	TITLE I DISADVANTAGED YOUTH FY2014	0.00	0.00	0.00	0.00	0.00	0.00	0.00	0.00
572-9215	TITLE I DISADVANTAGED YOUTH FY2015	0.00	0.00	0.00	0.00	0.00	0.00	0.00	0.00
572-9216	TITLE I DISADVANTAGE YOUTH FY16	0.00	0.00	0.00	0.00	0.00	0.00	0.00	0.00
572-9217	TITLE I DISADVANTAGED YOUTH FY17	0.00	0.00	0.00	0.00	0.00	0.00	0.00	0.00
572-9218	TITLE I DISADVANTAGED YOUTH FY18	0.00	0.00	0.00	0.00	0.00	0.00	0.00	0.00
572-932N	TITLE I STIMULUS FY2010	0.00	0.00	0.00	0.00	0.00	0.00	0.00	0.00
572-932O	TITLE I STIMULUS FY2011	0.00	0.00	0.00	0.00	0.00	0.00	0.00	0.00
572-9718	TITLE I DISADVANTAGES YOUTH FY18	0.00	0.00	0.00	0.00	0.00	0.00	0.00	0.00
572-9819	TITLE ONE 2018-2019 SCHOOL YEAR	0.00	0.00	0.00	0.00	0.00	0.00	0.00	0.00
572-9920	TITLE ONE 2019-2020 SCHOOL YEAR	0.00	6,174.62	190,039.89	50,294.64	190,039.89	0.00	0.00	0.00
572-9998	TITLE I DISADVANTAGED CHILDREN	0.00	0.00	0.00	0.00	0.00	0.00	0.00	0.00
572-9999	TITLE I DISADVANTAGED CHILDREN	0.00	0.00	0.00	0.00	0.00	0.00	0.00	0.00
573-9005	TITLE V FY 04 CARRYOVER	0.00	0.00	0.00	0.00	0.00	0.00	0.00	0.00
573-9204	TITLE V FY 2004	0.00	0.00	0.00	0.00	0.00	0.00	0.00	0.00
573-9205	TITLE V FY 2005	0.00	0.00	0.00	0.00	0.00	0.00	0.00	0.00
573-9206	TITLE V FY 2006	0.00	0.00	0.00	0.00	0.00	0.00	0.00	0.00
573-9207	TITLE V FY2007	0.00	0.00	0.00	0.00	0.00	0.00	0.00	0.00
573-9208	TITLE V FY2008	0.00	0.00	0.00	0.00	0.00	0.00	0.00	0.00
573-9209	TITLE V FY2009	0.00	0.00	0.00	0.00	0.00	0.00	0.00	0.00
573-9999	TITLE V INNOVATIVE EDUC PGM	0.00	0.00	0.00	0.00	0.00	0.00	0.00	0.00
584-9005	DRUG FREE GRANT FY 2004 CARRYOVER	0.00	0.00	0.00	0.00	0.00	0.00	0.00	0.00
584-9204	TITLE IV-A SAFE AND DRUG FREE SCHOOLS FY 2004	0.00	0.00	0.00	0.00	0.00	0.00	0.00	0.00
584-9205	DRUG FREE GRANT FY 2005	0.00	0.00	0.00	0.00	0.00	0.00	0.00	0.00

BRADFORD BOARD OF EDUCATION Cash Summary Report

Full Account Code	Description	Initial Cash	MTD Received	FYTD Received	MTD Expended	FYTD Expended	Fund Balance	Encumbrance	Unencumbered Balance
584-9206	DRUG FREE GRANT FY 2006	\$ 0.00	\$ 0.00	\$ 0.00	\$ 0.00	\$ 0.00	\$ 0.00	\$ 0.00	\$ 0.00
584-9207	SAFE AND DRUG FREE GRANT FY2007	0.00	0.00	0.00	0.00	0.00	0.00	0.00	0.00
584-9208	SAFE AND DRUG FREE FY2008	0.00	0.00	0.00	0.00	0.00	0.00	0.00	0.00
584-9209	SAFE AND DRUG FREE FY2009	0.00	0.00	0.00	0.00	0.00	0.00	0.00	0.00
584-9210	SAFE AND DRUG FREE FY2010	0.00	0.00	0.00	0.00	0.00	0.00	0.00	0.00
587-0000	IDEA PRESCHOOL-HANDICAPPED	0.00	0.00	0.00	0.00	0.00	0.00	0.00	0.00
587-9017	PRESCHOOL MONIES	0.00	0.00	0.00	0.00	0.00	0.00	0.00	0.00
587-9018	PRESCHOOL MONIES	0.00	0.00	0.00	0.00	0.00	0.00	0.00	0.00
587-9119	TITLE 6B RESTORATION MONEY	282.42	0.00	1,507.89	1,507.89	1,790.31	0.00	0.00	0.00
587-9120	RESTORATION GRANT 2019-2020	0.00	10.96	10.96	10.96	10.96	0.00	0.00	0.00
587-9206	IDEA FY 2006 DK CO FLOW-THRU	0.00	0.00	0.00	0.00	0.00	0.00	0.00	0.00
587-9207	IDEA PRESCHOOL FY2007 (FLOW-THRU)	0.00	0.00	0.00	0.00	0.00	0.00	0.00	0.00
587-9208	IDEA PRESCHOOL SPEC ED FY2008 FLOW THRU	0.00	0.00	0.00	0.00	0.00	0.00	0.00	0.00
587-9209	IDEA PRESCHOOL SPEC ED FY2009 FLOWTHRU	0.00	0.00	0.00	0.00	0.00	0.00	0.00	0.00
587-9210	IDEA PRESCHOOL SPEC ED FY2010	0.00	0.00	0.00	0.00	0.00	0.00	0.00	0.00
587-9211	IDEA PRESCHOOL SPEC ED FY2011	0.00	0.00	0.00	0.00	0.00	0.00	0.00	0.00
587-9212	IDEA PRESCHOOL SPEC ED FY2012	0.00	0.00	0.00	0.00	0.00	0.00	0.00	0.00
587-9213	IDEA PRESCHOOL SPEC ED FY2013	0.00	0.00	0.00	0.00	0.00	0.00	0.00	0.00
587-9214	IDEA PRESCHOOL SPEC ED FY2013	0.00	0.00	0.00	0.00	0.00	0.00	0.00	0.00
587-9215	IDEA PRESCHOOL SPEC ED FY2015	0.00	0.00	0.00	0.00	0.00	0.00	0.00	0.00
587-9216	IDEA PRESCHOOL SPEC ED FY2016	0.00	0.00	0.00	0.00	0.00	0.00	0.00	0.00
587-9217	IDEA PRESCHOOL SPEC ED FY2017	0.00	0.00	0.00	0.00	0.00	0.00	0.00	0.00
587-932N	IDEA B FY2010 STIMULUS	0.00	0.00	0.00	0.00	0.00	0.00	0.00	0.00
587-932O	IDEA B FY2011 STIMULUS	0.00	0.00	0.00	0.00	0.00	0.00	0.00	0.00
587-9718	IDEA	0.00	0.00	0.00	0.00	0.00	0.00	0.00	0.00
587-9819	PRESCHOOL GRANT FOR 2018-2019	0.00	251.83	251.83	251.83	251.83	0.00	0.00	0.00
587-9820	RESTORATION GRANT 2019-2020	0.00	0.00	0.00	0.00	0.00	0.00	0.00	0.00
587-9920	PRESCHOOL GRANT FOR THE 2019-2020 SCHOOL YEAR	0.00	726.24	726.24	726.24	726.24	0.00	0.00	0.00

BRADFORD BOARD OF EDUCATION Cash Summary Report

Full Account Code	Description	Initial Cash	MTD Received	FYTD Received	MTD Expended	FYTD Expended	Fund Balance	Encumbrance	Unencumbered Balance
590-9005	IMPROVING TCHR QUALITY (FY 04 Carryover) FY05	\$ 0.00	\$ 0.00	\$ 0.00	\$ 0.00	\$ 0.00	\$ 0.00	\$ 0.00	\$ 0.00
590-9014	IMPROVING TEACHER QUALITY FY14	0.00	0.00	0.00	0.00	0.00	0.00	0.00	0.00
590-9021	TITLE IIA FOR THE 2018-2019 SCHOOL YEAR	0.00	0.00	0.00	0.00	0.00	0.00	0.00	0.00
590-9202	IMPROVING TEACHER QUALITY	0.00	0.00	0.00	0.00	0.00	0.00	0.00	0.00
590-9203	TITLE II-A FY 2003 IMPROVING TEACHER QUALITY	0.00	0.00	0.00	0.00	0.00	0.00	0.00	0.00
590-9204	IMPROVING TEACHER QUALITY FY 2004	0.00	0.00	0.00	0.00	0.00	0.00	0.00	0.00
590-9205	IMPROVING TCHR QUALITY FY 2005	0.00	0.00	0.00	0.00	0.00	0.00	0.00	0.00
590-9206	IMPROVING TCHR QUALITY FY 2006	0.00	0.00	0.00	0.00	0.00	0.00	0.00	0.00
590-9207	IMPROVING TEACHER QUALITY FY2007	0.00	0.00	0.00	0.00	0.00	0.00	0.00	0.00
590-9208	IMPROVING TEACHER QUALITY FY2008	0.00	0.00	0.00	0.00	0.00	0.00	0.00	0.00
590-9209	IMPROVING TEACHER QUALITY FY2009	0.00	0.00	0.00	0.00	0.00	0.00	0.00	0.00
590-9210	IMPROVING TEACHER QUALITY FY2010	0.00	0.00	0.00	0.00	0.00	0.00	0.00	0.00
590-9211	IMPROVING TEACHER QUALITY FY2011	0.00	0.00	0.00	0.00	0.00	0.00	0.00	0.00
590-9212	IMPROVING TEACHER QUALITY FY2012	0.00	0.00	0.00	0.00	0.00	0.00	0.00	0.00
590-9213	IMPROVING TEACHER QUALITY FY2013	0.00	0.00	0.00	0.00	0.00	0.00	0.00	0.00
590-9214	IMPROVING TEACHER QUALITY FY2014	0.00	0.00	0.00	0.00	0.00	0.00	0.00	0.00
590-9215	IMPROVING TEACHER QUALITY FY2015	0.00	0.00	0.00	0.00	0.00	0.00	0.00	0.00
590-9216	IMPROVING TEACHER QUALITY FY2016	0.00	0.00	0.00	0.00	0.00	0.00	0.00	0.00
590-9217	IMPROVING TEACHER QUALITY FY2017	0.00	0.00	0.00	0.00	0.00	0.00	0.00	0.00
590-9218	IMPROVING TEACHER QUALITY FY18	0.00	0.00	0.00	0.00	0.00	0.00	0.00	0.00
590-9718	IMPROVING TEACHER QUALITY FY2018	0.00	0.00	0.00	0.00	0.00	0.00	0.00	0.00
590-9819	TITLE IIA FOR THE 2018-2019 SCHOOL YEAR	0.00	0.00	0.00	0.00	0.00	0.00	0.00	0.00
590-9920	TITLE IIA FOR THE 2018-2019 SCHOOL YEAR	0.00	1,402.94	21,187.42	1,402.94	21,187.42	0.00	0.00	0.00
599-0000	OTHER MISC FEDERAL GRANTS	51.31	0.00	44.80	0.00	0.00	96.11	0.00	96.11
599-9001	FEMA MISC FEDERAL GRANT	0.00	0.00	0.00	0.00	0.00	0.00	0.00	0.00
599-9002	Assistive Technology Infusion Project Rd#2	0.00	0.00	0.00	0.00	0.00	0.00	0.00	0.00


BRADFORD BOARD OF EDUCATION Cash Summary Report

Full Account Code	Description	Initial Cash	MID Received	FYTD Received	MID Expended	FYTD Expended	Fund Balance	Encumbrance	Unencumbered Balance
599-9003	ASSISTIVE TECH INFUSION	\$ 0.00	\$ 0.00	\$ 0.00	\$ 0.00	\$ 0.00	\$ 0.00	\$ 0.00	\$ 0.00
599-9004	PROJECT Rd#3	0.00	0.00	0.00	0.00	0.00	0.00	0.00	0.00
599-9006	ATIP ROUND #4	0.00	0.00	0.00	0.00	0.00	0.00	0.00	0.00
599-9021	NATIONAL ARCHERY IN SCHOOLS PROGRAM	0.00	0.00	0.00	0.00	0.00	0.00	0.00	0.00
599-9118	TITLE IV FOR THE 2019-2020 SCHOOL YEAR	0.00	0.00	0.00	0.00	0.00	0.00	0.00	0.00
599-9119	MISC. FED. GRANT	577.54	0.00	0.00	0.00	0.00	0.00	0.00	0.00
599-9120	MISC. FED. GRANT	0.00	0.00	60,188.18	33,236.12	60,765.72	0.00	0.00	0.00
599-9199	STRIVING READERS GRANT 2019-2020	0.00	31,082.74	172,999.64	95,115.98	166,970.56	6,029.08	24.64	6,004.44
599-9200	GRANT SMALL RURAL SCHOOL GRANTS	0.00	0.00	0.00	0.00	0.00	0.00	0.00	0.00
599-9201	MISCELLANEOUS FED. GRANT FUND	0.00	0.00	0.00	0.00	0.00	0.00	0.00	0.00
599-9202	MISCELLANEOUS FED. GRANT FUND	0.00	0.00	0.00	0.00	0.00	0.00	0.00	0.00
599-9203	TITLE II-D TECHNOLOGY	0.00	0.00	0.00	0.00	0.00	0.00	0.00	0.00
599-9204	TITLE II-D FY 2004 TECHNOLOGY	0.00	0.00	0.00	0.00	0.00	0.00	0.00	0.00
599-9205	TITLE II-D FY 2005	0.00	0.00	0.00	0.00	0.00	0.00	0.00	0.00
599-9206	TITLE II-D FY 2006	0.00	0.00	0.00	0.00	0.00	0.00	0.00	0.00
599-9207	TITLE II-D FY2007	0.00	0.00	0.00	0.00	0.00	0.00	0.00	0.00
599-9208	TITLE II-D FY2008	0.00	0.00	0.00	0.00	0.00	0.00	0.00	0.00
599-9209	TITLE II-D FY2009	0.00	0.00	0.00	0.00	0.00	0.00	0.00	0.00
599-9210	TITLE II-D FY2010	0.00	0.00	0.00	0.00	0.00	0.00	0.00	0.00
599-9718	MISC. FED. GRANT	0.00	0.00	0.00	0.00	0.00	0.00	0.00	0.00
599-9819	TITLE IV FOR THE 2018-2019 SCHOOL YEAR	0.00	0.00	11,943.11	11,943.11	11,943.11	0.00	0.00	0.00
599-9820	REAP GRANT 2019-2020	0.00	28,203.00	28,203.00	26,276.27	28,203.00	0.00	0.00	0.00
599-9905	REAP FEDERAL GRANT FY 2005	0.00	0.00	0.00	0.00	0.00	0.00	0.00	0.00
599-9907	REAP GRANT 2006 (FY2007)	0.00	0.00	0.00	0.00	0.00	0.00	0.00	0.00
599-9908	REAP 2007 (FY2008) FEDERAL GRANT	0.00	0.00	0.00	0.00	0.00	0.00	0.00	0.00
599-9909	REAP FY2009 FEDERAL GRANT	0.00	0.00	0.00	0.00	0.00	0.00	0.00	0.00
599-9910	REAP FY2010	0.00	0.00	0.00	0.00	0.00	0.00	0.00	0.00
599-9911	REAP FY2011	0.00	0.00	0.00	0.00	0.00	0.00	0.00	0.00
599-9912	REAP FY2012	0.00	0.00	0.00	0.00	0.00	0.00	0.00	0.00
599-9913	REAP FY2013	0.00	0.00	0.00	0.00	0.00	0.00	0.00	0.00
599-9914	REAP FY2014	0.00	0.00	0.00	0.00	0.00	0.00	0.00	0.00
599-9915	REAP FY2105	0.00	0.00	0.00	0.00	0.00	0.00	0.00	0.00
599-9916	REAP FY2016	0.00	0.00	0.00	0.00	0.00	0.00	0.00	0.00
599-9917	REAP FY2017	0.00	0.00	0.00	0.00	0.00	0.00	0.00	0.00
599-9918	REAP FY2018	0.00	0.00	0.00	0.00	0.00	0.00	0.00	0.00

BRADFORD BOARD OF EDUCATION Cash Summary Report

Full Account Code	Description	Initial Cash	MTD Received	FYTD Received	MTD Expended	FYTD Expended	Fund Balance	Encumbrance	Unencumbered Balance
599-9920	TITLE IV FOR THE 2019-2020 SCHOOL YEAR	\$ 0.00	\$ 10,257.95	\$ 10,257.95	\$ 5,136.06	\$ 10,257.95	\$ 0.00	\$ 0.00	\$ 0.00
Grand Total		\$ 8,148,918.31	\$ 837,599.73	\$ 8,988,304.91	\$ 1,062,749.66	\$ 8,190,448.77	\$ 8,946,774.45	\$ 589,160.91	\$ 8,357,613.54

INVESTMENT JUNE 2020



Gross Depository Balances:

COVINGTON SAVINGS & LOAN	\$114,288.95
COVINGTON SAVINGS & LOAN-ATHLETIC ACCOUNT	\$250.00
GREENVILLE NATIONAL BANK	\$32,046.44
STAR OHIO	\$4,053,047.19
STAR OHIO PLUS	\$2,565,090.98
SECOND NATIONAL BANK	\$2,066,701.11

Total Depository Balances (Gross) \$8,831,424.67

Adjustments to Bank Balance:

Cash in Transit to Bank	\$0.00
Outstanding Checks	\$0.00
Adjustments:	
OUTSTANDING CHECKS-COVINGTON SAVINGS & LOAN	(\$103,603.78)
OUTSTANDING CHECKS-GREENVILLE NATIONAL BANK	(\$31,046.44)

Total Adjustments to Bank Balance (\$134,650.22)

Investments:

Treasury Bonds and Notes	\$0.00
Certificate of Deposits	\$0.00
Other Securities	\$0.00
Other Investments:	
CERTIFICATES OF DEPOSITS	\$250,000.00

Total Investments \$250,000.00

Cash on Hand:

Petty Cash:	
Change Cash:	
Cash with Fiscal Agent	\$0.00


Total Cash on Hand \$0.00

Total Balances \$8,946,774.45

Total Fund Balance \$8,946,774.45

Depository Clearance Accounts:

Total Clearance Account Balances \$0.00



Treasurer

BRADFORD BOARD OF EDUCATION Spending Plan Comparison

FYTD	July	August	September	October	November	December	January	February	March	April	May	June
Forecast Line#:	01.010 General Property (Real Estate)											
Est	\$ 0.00	\$ 0.00	\$ 0.00	\$ 0.00	\$ 0.00	\$ 0.00	\$ 0.00	\$ 0.00	\$ 0.00	\$ 0.00	\$ 0.00	\$ 0.00
Act	957,162.26	150,000.00	245,979.62	0.00	0.00	0.00	0.00	175,000.00	386,182.64	0.00	0.00	0.00
Diff	957,162.26	150,000.00	245,979.62	0.00	0.00	0.00	0.00	175,000.00	386,182.64	0.00	0.00	0.00
Forecast Line#:	01.020 Tangible Personal Property Tax											
Est	0.00	0.00	0.00	0.00	0.00	0.00	0.00	0.00	0.00	0.00	0.00	0.00
Act	48,591.47	0.00	23,331.55	0.00	0.00	0.00	0.00	0.00	25,259.92	0.00	0.00	0.00
Diff	48,591.47	0.00	23,331.55	0.00	0.00	0.00	0.00	0.00	25,259.92	0.00	0.00	0.00
Forecast Line#:	01.030 Income Tax											
Est	0.00	0.00	0.00	0.00	0.00	0.00	0.00	0.00	0.00	0.00	0.00	0.00
Act	1,262,569.46	402,850.23	0.00	0.00	289,518.40	0.00	279,060.01	0.00	0.00	291,140.82	0.00	0.00
Diff	1,262,569.46	402,850.23	0.00	0.00	289,518.40	0.00	279,060.01	0.00	0.00	291,140.82	0.00	0.00
Forecast Line#:	01.035 Unrestricted Grants-in-Aid											
Est	0.00	0.00	0.00	0.00	0.00	0.00	0.00	0.00	0.00	0.00	0.00	0.00
Act	4,097,479.26	346,785.96	361,022.77	346,648.65	351,322.61	343,534.64	357,144.93	343,595.20	344,033.17	366,846.27	295,785.44	294,917.34
Diff	4,097,479.26	346,785.96	361,022.77	346,648.65	351,322.61	343,534.64	357,144.93	343,595.20	344,033.17	366,846.27	295,785.44	294,917.34
Forecast Line#:	01.040 Restricted Grants-in-Aid											
Est	0.00	0.00	0.00	0.00	0.00	0.00	0.00	0.00	0.00	0.00	0.00	0.00
Act	54,303.41	3,360.81	3,364.36	3,362.65	0.00	6,725.08	3,362.18	3,362.18	3,362.17	3,362.16	3,362.16	17,317.48
Diff	54,303.41	3,360.81	3,364.36	3,362.65	0.00	6,725.08	3,362.18	3,362.18	3,362.17	3,362.16	3,362.16	17,317.48
Forecast Line#:	01.045 Restricted Federal Grants-in-Aid - SF5F											
Est	0.00	0.00	0.00	0.00	0.00	0.00	0.00	0.00	0.00	0.00	0.00	0.00
Act	0.00	0.00	0.00	0.00	0.00	0.00	0.00	0.00	0.00	0.00	0.00	0.00
Diff	0.00	0.00	0.00	0.00	0.00	0.00	0.00	0.00	0.00	0.00	0.00	0.00
Forecast Line#:	01.050 Property Tax Allocation											
Est	0.00	0.00	0.00	0.00	0.00	0.00	0.00	0.00	0.00	0.00	0.00	0.00
Act	157,553.96	0.00	42,442.21	35,496.72	87.86	0.00	0.00	0.00	0.00	0.00	79,527.17	0.00
Diff	157,553.96	0.00	42,442.21	35,496.72	87.86	0.00	0.00	0.00	0.00	0.00	79,527.17	0.00
Forecast Line#:	01.060 All Other Operating Revenue											
Est	0.00	0.00	0.00	0.00	0.00	0.00	0.00	0.00	0.00	0.00	0.00	0.00
Act	626,605.90	46,643.83	49,409.23	45,815.46	49,930.74	55,585.62	44,625.52	157,062.91	54,869.02	29,134.84	18,652.76	31,447.41
Diff	626,605.90	46,643.83	49,409.23	45,815.46	49,930.74	55,585.62	44,625.52	157,062.91	54,869.02	29,134.84	18,652.76	31,447.41
Forecast Line#:	01.070 Total Revenue											
Est	0.00	0.00	0.00	0.00	0.00	0.00	0.00	0.00	0.00	0.00	0.00	0.00
Act	7,204,265.72	949,640.83	725,549.74	431,323.48	690,859.61	405,845.34	684,192.64	679,020.29	813,706.92	690,484.09	397,327.53	343,682.23
Diff	7,204,265.72	949,640.83	725,549.74	431,323.48	690,859.61	405,845.34	684,192.64	679,020.29	813,706.92	690,484.09	397,327.53	343,682.23
Forecast Line#:	02.010 Proceeds from Sale of Notes											
Est	0.00	0.00	0.00	0.00	0.00	0.00	0.00	0.00	0.00	0.00	0.00	0.00
Act	0.00	0.00	0.00	0.00	0.00	0.00	0.00	0.00	0.00	0.00	0.00	0.00
Diff	0.00	0.00	0.00	0.00	0.00	0.00	0.00	0.00	0.00	0.00	0.00	0.00
Forecast Line#:	02.020 State Emergency Loans & Advancements (Approved)											
Est	0.00	0.00	0.00	0.00	0.00	0.00	0.00	0.00	0.00	0.00	0.00	0.00

BRADFORD BOARD OF EDUCATION Spending Plan Comparison

FYTD	July	August	September	October	November	December	January	February	March	April	May	June
Act	\$ 0.00	\$ 0.00	\$ 0.00	\$ 0.00	\$ 0.00	\$ 0.00	\$ 0.00	\$ 0.00	\$ 0.00	\$ 0.00	\$ 0.00	\$ 0.00
Diff	0.00	0.00	0.00	0.00	0.00	0.00	0.00	0.00	0.00	0.00	0.00	0.00
Forecast Line#: 02.040 Operating Transfers-In												
Est	0.00	0.00	0.00	0.00	0.00	0.00	0.00	0.00	0.00	0.00	0.00	0.00
Act	0.00	0.00	0.00	0.00	0.00	0.00	0.00	0.00	0.00	0.00	0.00	0.00
Diff	0.00	0.00	0.00	0.00	0.00	0.00	0.00	0.00	0.00	0.00	0.00	0.00
Forecast Line#: 02.050 Advances-In												
Est	0.00	0.00	0.00	0.00	0.00	0.00	0.00	0.00	0.00	0.00	0.00	0.00
Act	259,176.87	0.00	0.00	0.00	0.00	0.00	0.00	0.00	0.00	0.00	0.00	0.00
Diff	259,176.87	0.00	0.00	0.00	0.00	0.00	0.00	0.00	0.00	0.00	0.00	0.00
Forecast Line#: 02.060 All Other Financial Sources												
Est	0.00	0.00	0.00	0.00	0.00	0.00	0.00	0.00	0.00	0.00	0.00	0.00
Act	135,362.91	18,868.18	20,569.60	0.00	0.00	17,956.40	550.00	0.00	0.00	11,259.44	27,263.17	19,198.58
Diff	135,362.91	18,868.18	20,569.60	0.00	0.00	17,956.40	550.00	0.00	0.00	11,259.44	27,263.17	19,198.58
Forecast Line#: 02.070 Total Other Financing Sources												
Est	0.00	0.00	0.00	0.00	0.00	0.00	0.00	0.00	0.00	0.00	0.00	0.00
Act	394,539.78	18,868.18	20,569.60	0.00	0.00	17,956.40	550.00	0.00	0.00	11,259.44	27,263.17	278,375.45
Diff	394,539.78	18,868.18	20,569.60	0.00	0.00	17,956.40	550.00	0.00	0.00	11,259.44	27,263.17	278,375.45
Forecast Line#: 02.080 Total Revenues and Other Financing Sources												
Est	0.00	0.00	0.00	0.00	0.00	0.00	0.00	0.00	0.00	0.00	0.00	0.00
Act	7,598,805.50	969,338.37	744,417.92	451,893.08	690,859.61	405,845.34	410,589.42	679,020.29	813,706.92	701,743.53	424,590.70	622,057.68
Diff	7,598,805.50	969,338.37	744,417.92	451,893.08	690,859.61	405,845.34	410,589.42	679,020.29	813,706.92	701,743.53	424,590.70	622,057.68
Forecast Line#: 03.010 Personal Services												
Est	0.00	0.00	0.00	0.00	0.00	0.00	0.00	0.00	0.00	0.00	0.00	0.00
Act	3,486,659.17	250,900.29	387,516.26	262,914.79	260,628.95	299,730.61	252,583.11	258,889.94	291,782.47	256,124.48	383,404.47	305,834.72
Diff	3,486,659.17	250,900.29	387,516.26	262,914.79	260,628.95	299,730.61	252,583.11	258,889.94	291,782.47	256,124.48	383,404.47	305,834.72
Forecast Line#: 03.020 Employees' Retirement/Insurance Benefits												
Est	0.00	0.00	0.00	0.00	0.00	0.00	0.00	0.00	0.00	0.00	0.00	0.00
Act	1,359,003.81	99,218.81	119,387.33	109,029.39	105,857.16	109,059.70	130,710.84	113,935.38	112,799.11	111,827.69	118,016.32	119,281.33
Diff	1,359,003.81	99,218.81	119,387.33	109,029.39	105,857.16	109,059.70	130,710.84	113,935.38	112,799.11	111,827.69	118,016.32	119,281.33
Forecast Line#: 03.030 Purchased Services												
Est	0.00	0.00	0.00	0.00	0.00	0.00	0.00	0.00	0.00	0.00	0.00	0.00
Act	1,478,095.16	114,612.92	103,541.30	127,593.50	163,233.90	109,303.74	122,822.70	70,941.24	184,490.40	119,870.78	102,132.06	160,975.96
Diff	1,478,095.16	114,612.92	103,541.30	127,593.50	163,233.90	109,303.74	122,822.70	70,941.24	184,490.40	119,870.78	102,132.06	160,975.96
Forecast Line#: 03.040 Supplies and Materials												
Est	0.00	0.00	0.00	0.00	0.00	0.00	0.00	0.00	0.00	0.00	0.00	0.00
Act	88,330.08	6,374.83	16,418.11	12,303.24	11,416.37	4,899.95	9,987.73	6,656.55	7,321.40	1,633.66	3,588.30	4,150.22
Diff	88,330.08	6,374.83	16,418.11	12,303.24	11,416.37	4,899.95	9,987.73	6,656.55	7,321.40	1,633.66	3,588.30	4,150.22
Forecast Line#: 03.050 Capital Outlay												
Est	0.00	0.00	0.00	0.00	0.00	0.00	0.00	0.00	0.00	0.00	0.00	0.00
Act	215,333.91	1,221.23	48,565.00	818.36	1,567.70	8,600.00	6,366.00	0.00	102,525.00	1,138.10	233.20	28,445.41
Diff	215,333.91	1,221.23	48,565.00	818.36	1,567.70	8,600.00	6,366.00	0.00	102,525.00	1,138.10	233.20	28,445.41

BRADFORD BOARD OF EDUCATION Spending Plan Comparison

FYTD	July	August	September	October	November	December	January	February	March	April	May	June
Forecast Line#:	03.060 Intergovernmental											
Est	\$ 0.00	\$ 0.00	\$ 0.00	\$ 0.00	\$ 0.00	\$ 0.00	\$ 0.00	\$ 0.00	\$ 0.00	\$ 0.00	\$ 0.00	\$ 0.00
Act	0.00	0.00	0.00	0.00	0.00	0.00	0.00	0.00	0.00	0.00	0.00	0.00
Diff	0.00	0.00	0.00	0.00	0.00	0.00	0.00	0.00	0.00	0.00	0.00	0.00
Forecast Line#:	04.010 Debt Service: All Principal (Historical)											
Est	0.00	0.00	0.00	0.00	0.00	0.00	0.00	0.00	0.00	0.00	0.00	0.00
Act	0.00	0.00	0.00	0.00	0.00	0.00	0.00	0.00	0.00	0.00	0.00	0.00
Diff	0.00	0.00	0.00	0.00	0.00	0.00	0.00	0.00	0.00	0.00	0.00	0.00
Forecast Line#:	04.020 Debt Service: Principal-Notes											
Est	0.00	0.00	0.00	0.00	0.00	0.00	0.00	0.00	0.00	0.00	0.00	0.00
Act	0.00	0.00	0.00	0.00	0.00	0.00	0.00	0.00	0.00	0.00	0.00	0.00
Diff	0.00	0.00	0.00	0.00	0.00	0.00	0.00	0.00	0.00	0.00	0.00	0.00
Forecast Line#:	04.030 Debt Service: Principal - State Loans											
Est	0.00	0.00	0.00	0.00	0.00	0.00	0.00	0.00	0.00	0.00	0.00	0.00
Act	0.00	0.00	0.00	0.00	0.00	0.00	0.00	0.00	0.00	0.00	0.00	0.00
Diff	0.00	0.00	0.00	0.00	0.00	0.00	0.00	0.00	0.00	0.00	0.00	0.00
Forecast Line#:	04.040 Debt Service: Principal - State Advancements											
Est	0.00	0.00	0.00	0.00	0.00	0.00	0.00	0.00	0.00	0.00	0.00	0.00
Act	0.00	0.00	0.00	0.00	0.00	0.00	0.00	0.00	0.00	0.00	0.00	0.00
Diff	0.00	0.00	0.00	0.00	0.00	0.00	0.00	0.00	0.00	0.00	0.00	0.00
Forecast Line#:	04.050 Debt Service: Principal - HB 264 Loans											
Est	0.00	0.00	0.00	0.00	0.00	0.00	0.00	0.00	0.00	0.00	0.00	0.00
Act	0.00	0.00	0.00	0.00	0.00	0.00	0.00	0.00	0.00	0.00	0.00	0.00
Diff	0.00	0.00	0.00	0.00	0.00	0.00	0.00	0.00	0.00	0.00	0.00	0.00
Forecast Line#:	04.055 Debt Service: Principal - Other											
Est	0.00	0.00	0.00	0.00	0.00	0.00	0.00	0.00	0.00	0.00	0.00	0.00
Act	0.00	0.00	0.00	0.00	0.00	0.00	0.00	0.00	0.00	0.00	0.00	0.00
Diff	0.00	0.00	0.00	0.00	0.00	0.00	0.00	0.00	0.00	0.00	0.00	0.00
Forecast Line#:	04.060 Debt Service: Interest and Fiscal Charges											
Est	0.00	0.00	0.00	0.00	0.00	0.00	0.00	0.00	0.00	0.00	0.00	0.00
Act	0.00	0.00	0.00	0.00	0.00	0.00	0.00	0.00	0.00	0.00	0.00	0.00
Diff	0.00	0.00	0.00	0.00	0.00	0.00	0.00	0.00	0.00	0.00	0.00	0.00
Forecast Line#:	04.300 Other Objects											
Est	0.00	0.00	0.00	0.00	0.00	0.00	0.00	0.00	0.00	0.00	0.00	0.00
Act	99,349.02	25,018.37	13,700.29	4,089.05	7,348.85	8,743.13	8,873.20	8,222.87	23,565.78	5,387.19	7,861.34	(13,028.81)
Diff	99,349.02	25,018.37	13,700.29	4,089.05	7,348.85	8,743.13	8,873.20	8,222.87	23,565.78	5,387.19	7,861.34	(13,028.81)
Forecast Line#:	04.500 Total Expenditures											
Est	0.00	0.00	0.00	0.00	0.00	0.00	0.00	0.00	0.00	0.00	0.00	0.00
Act	6,726,771.15	497,346.45	689,128.29	516,748.33	550,052.93	539,016.90	531,343.58	458,645.98	722,484.16	495,981.90	615,235.69	605,658.83
Diff	6,726,771.15	497,346.45	689,128.29	516,748.33	550,052.93	539,016.90	531,343.58	458,645.98	722,484.16	495,981.90	615,235.69	605,658.83
Forecast Line#:	05.010 Operational Transfers - Out											
Est	0.00	0.00	0.00	0.00	0.00	0.00	0.00	0.00	0.00	0.00	0.00	0.00

BRADFORD BOARD OF EDUCATION Spending Plan Comparison

FYID	July	August	September	October	November	December	January	February	March	April	May	June
Act	\$ 0.00	\$ 0.00	\$ 0.00	\$ 0.00	\$ 0.00	\$ 0.00	\$ 0.00	\$ 0.00	\$ 0.00	\$ 0.00	\$ 0.00	\$ 564.36
Diff	0.00	0.00	0.00	0.00	0.00	0.00	0.00	0.00	0.00	0.00	0.00	564.36
Forecast Line#:												
Est	0.00	0.00	0.00	0.00	0.00	0.00	0.00	0.00	0.00	0.00	0.00	0.00
Act	228,488.22	70,000.00	70,000.00	50,000.00	10,000.00	10,000.00	71,000.00	0.00	10,000.00	0.00	1,402.94	16,085.28
Diff	228,488.22	70,000.00	70,000.00	50,000.00	10,000.00	10,000.00	71,000.00	0.00	10,000.00	0.00	1,402.94	16,085.28
Forecast Line#:												
Est	0.00	0.00	0.00	0.00	0.00	0.00	0.00	0.00	0.00	0.00	0.00	0.00
Act	0.00	0.00	0.00	0.00	0.00	0.00	0.00	0.00	0.00	0.00	0.00	0.00
Diff	0.00	0.00	0.00	0.00	0.00	0.00	0.00	0.00	0.00	0.00	0.00	0.00
Forecast Line#:												
Est	0.00	0.00	0.00	0.00	0.00	0.00	0.00	0.00	0.00	0.00	0.00	0.00
Act	229,052.58	70,000.00	70,000.00	50,000.00	10,000.00	10,000.00	71,000.00	0.00	10,000.00	0.00	1,402.94	16,649.64
Diff	229,052.58	70,000.00	70,000.00	50,000.00	10,000.00	10,000.00	71,000.00	0.00	10,000.00	0.00	1,402.94	16,649.64
Forecast Line#:												
Est	0.00	0.00	0.00	0.00	0.00	0.00	0.00	0.00	0.00	0.00	0.00	0.00
Act	6,955,823.73	497,346.45	516,748.33	600,052.93	549,016.90	505,128.11	602,343.58	458,645.98	732,484.16	495,981.90	616,638.63	622,308.47
Diff	6,955,823.73	497,346.45	516,748.33	600,052.93	549,016.90	505,128.11	602,343.58	458,645.98	732,484.16	495,981.90	616,638.63	622,308.47
Forecast Line#:												
Est	0.00	0.00	0.00	0.00	0.00	0.00	0.00	0.00	0.00	0.00	0.00	0.00
Act	642,981.77	471,991.92	(14,710.37)	90,806.68	(143,171.56)	(94,538.69)	82,399.06	220,374.31	81,222.76	205,761.63	(192,047.93)	(250.79)
Diff	642,981.77	471,991.92	(14,710.37)	90,806.68	(143,171.56)	(94,538.69)	82,399.06	220,374.31	81,222.76	205,761.63	(192,047.93)	(250.79)
Forecast Line#:												
Est	0.00	0.00	0.00	0.00	0.00	0.00	0.00	0.00	0.00	0.00	0.00	0.00
Act	6,712,979.95	7,184,971.87	7,170,261.50	7,105,406.25	7,196,212.93	7,053,041.37	6,958,502.68	7,040,901.74	7,261,276.05	7,342,498.81	7,548,260.44	7,356,212.51
Diff	6,712,979.95	7,184,971.87	7,170,261.50	7,105,406.25	7,196,212.93	7,053,041.37	6,958,502.68	7,040,901.74	7,261,276.05	7,342,498.81	7,548,260.44	7,356,212.51
Forecast Line#:												
Est	0.00	0.00	0.00	0.00	0.00	0.00	0.00	0.00	0.00	0.00	0.00	0.00
Act	7,355,961.72	7,184,971.87	7,170,261.50	7,105,406.25	7,196,212.93	7,053,041.37	6,958,502.68	7,040,901.74	7,261,276.05	7,342,498.81	7,548,260.44	7,355,961.72
Diff	7,355,961.72	7,184,971.87	7,170,261.50	7,105,406.25	7,196,212.93	7,053,041.37	6,958,502.68	7,040,901.74	7,261,276.05	7,342,498.81	7,548,260.44	7,355,961.72
Forecast Line#:												
Est	0.00	0.00	0.00	0.00	0.00	0.00	0.00	0.00	0.00	0.00	0.00	0.00
Act	522,444.09	1,072,334.11	1,335,326.94	1,275,928.61	1,158,139.16	1,100,160.66	916,942.22	982,662.72	818,135.59	762,490.07	683,708.52	522,444.09
Diff	522,444.09	1,072,334.11	1,335,326.94	1,275,928.61	1,158,139.16	1,100,160.66	916,942.22	982,662.72	818,135.59	762,490.07	683,708.52	522,444.09

BRADFORD BOARD OF EDUCATION Spending Plan Summary

ODE Line Number	Monthly Estimate	Monthly Actual	Monthly Difference	FYTD Estimate	FYTD Actual	FYTD Difference
01.010 General Property (Real Estate)	\$ 0.00	\$ 0.00	\$ 0.00	\$ 0.00	\$ 957,162.26	\$ 957,162.26
01.020 Tangible Personal Property Tax	0.00	0.00	0.00	0.00	48,591.47	48,591.47
01.030 Income Tax	0.00	0.00	0.00	0.00	1,262,569.46	1,262,569.46
01.035 Unrestricted Grants-in-Aid	0.00	294,917.34	294,917.34	0.00	4,097,479.26	4,097,479.26
01.040 Restricted Grants-in-Aid	0.00	17,317.48	17,317.48	0.00	54,303.41	54,303.41
01.045 Restricted Federal Grants-in-Aid - SFSF	0.00	0.00	0.00	0.00	0.00	0.00
01.050 Property Tax Allocation	0.00	0.00	0.00	0.00	157,553.96	157,553.96
01.060 All Other Operating Revenue	0.00	31,447.41	31,447.41	0.00	626,605.90	626,605.90
01.070 Total Revenue	0.00	343,682.23	343,682.23	0.00	7,204,265.72	7,204,265.72
02.010 Proceeds from Sale of Notes	0.00	0.00	0.00	0.00	0.00	0.00
02.020 State Emergency Loans & Advancements (Approved)	0.00	0.00	0.00	0.00	0.00	0.00
02.040 Operating Transfers-In	0.00	0.00	0.00	0.00	0.00	0.00
02.050 Advances-In	0.00	259,176.87	259,176.87	0.00	259,176.87	259,176.87
02.060 All Other Financial Sources	0.00	19,198.58	19,198.58	0.00	135,362.91	135,362.91
02.070 Total Other Financing Sources	0.00	278,375.45	278,375.45	0.00	394,539.78	394,539.78
02.080 Total Revenues and Other Financing Sources	0.00	622,057.68	622,057.68	0.00	7,598,805.50	7,598,805.50
03.010 Personal Services	0.00	305,834.72	305,834.72	0.00	3,486,659.17	3,486,659.17
03.020 Employees' Retirement/Insurance Benefits	0.00	119,281.33	119,281.33	0.00	1,359,003.81	1,359,003.81
03.030 Purchased Services	0.00	160,975.96	160,975.96	0.00	1,478,095.16	1,478,095.16
03.040 Supplies and Materials	0.00	4,150.22	4,150.22	0.00	88,330.08	88,330.08
03.050 Capital Outlay	0.00	28,445.41	28,445.41	0.00	215,333.91	215,333.91
03.060 Intergovernmental	0.00	0.00	0.00	0.00	0.00	0.00
04.010 Debt Service: All Principal (Historical)	0.00	0.00	0.00	0.00	0.00	0.00
04.020 Debt Service: Principal-Notes	0.00	0.00	0.00	0.00	0.00	0.00
04.030 Debt Service: Principal - State Loans	0.00	0.00	0.00	0.00	0.00	0.00
04.040 Debt Service: Principal - State Advancements	0.00	0.00	0.00	0.00	0.00	0.00
04.050 Debt Service: Principal - HB 264 Loans	0.00	0.00	0.00	0.00	0.00	0.00
04.055 Debt Service: Principal - Other	0.00	0.00	0.00	0.00	0.00	0.00
04.060 Debt Service: Interest and Fiscal Charges	0.00	0.00	0.00	0.00	0.00	0.00
04.300 Other Objects	0.00	(13,028.81)	(13,028.81)	0.00	99,349.02	99,349.02
04.500 Total Expenditures	0.00	605,658.83	605,658.83	0.00	6,726,771.15	6,726,771.15
05.010 Operational Transfers - Out	0.00	564.36	564.36	0.00	564.36	564.36
05.020 Advances - Out	0.00	16,085.28	16,085.28	0.00	228,488.22	228,488.22
05.030 All Other Financing Uses	0.00	0.00	0.00	0.00	0.00	0.00
05.040 Total Other Financing Uses	0.00	16,649.64	16,649.64	0.00	229,052.58	229,052.58
05.050 Total Expenditure and Other Financing Uses	0.00	622,308.47	622,308.47	0.00	6,955,823.73	6,955,823.73
06.010 Excess Rev & Oth Financing Sources over(under) Exp & Oth F	0.00	(250.79)	(250.79)	0.00	642,981.77	642,981.77
07.010 Cash Balance-July1 -Excluding Proposed Renew/Replace & New	0.00	7,356,212.51	7,356,212.51	0.00	6,712,979.95	6,712,979.95
07.020 Cash Balance June 30	0.00	7,355,961.72	7,355,961.72	0.00	7,355,961.72	7,355,961.72
08.010 Estimated Encumbrances June 30	0.00	522,444.09	522,444.09	0.00	522,444.09	522,444.09

BRADFORD BOARD OF EDUCATION

Cash Summary Report

Full Account Code	Description	Initial Cash	MTD Received	FYTD Received	MTD Expended	FYTD Expended	Fund Balance	Encumbrance	Unencumbered Balance
201-0000	GENERAL FUND	\$ 6,766,856.29	\$ 515,358.47	\$ 7,463,548.34	\$ 577,739.57	\$ 6,737,141.05	\$ 7,493,263.58	\$ 387,340.02	\$ 7,105,923.56
201-9000	GENERAL	5,151.82	0.00	0.00	0.00	0.00	5,151.82	0.00	5,151.82
201-9001	GENERAL	0.00	0.00	0.00	0.00	0.00	0.00	0.00	0.00
201-9002	SED BUS PURCHASE SET-ASIDES DARKE CO	31,156.92	0.00	0.00	0.00	0.00	31,156.92	0.00	31,156.92
201-9003	MH BUS PURCHASE SET-ASIDES - DARKE CO	66,502.99	0.00	0.00	0.00	0.00	66,502.99	0.00	66,502.99
201-9045	GENERAL	58,577.16	0.00	25,846.34	0.00	0.00	84,423.50	0.00	84,423.50
201-9118	STRIVING READERS GRANT GF 18-19	(5,751.65)	0.00	0.00	0.00	0.00	(5,751.65)	0.00	(5,751.65)
201-9119	STRIVING READERS GRANT	(17,419.58)	0.00	0.00	294.41	294.41	(17,713.99)	0.00	(17,713.99)
201-9120	2020 STRIVING READERS GRANT	0.00	0.00	0.00	0.00	0.00	0.00	0.00	0.00
201-9121	TEXTBOOK AND INSTRUCTIONAL MATERIALS SET-ASID	80,142.44	0.00	0.00	0.00	4,779.24	75,363.20	362.53	75,000.67
201-9122	CAPITAL MAINTENANCE SET-ASIDES	(434,022.97)	91,314.97	91,314.97	18,567.16	155,016.69	(497,724.69)	104,551.54	(602,276.23)
201-9125	Cafeteria Plan Refunds	651.98	0.00	0.00	0.00	0.00	651.98	0.00	651.98
201-9139	Miami County Services	(1,900.00)	0.00	0.00	1,850.00	1,850.00	(3,750.00)	0.00	(3,750.00)
201-9154	MEDICAID REIMBURSEMENT	19,225.54	1,847.03	2,574.36	0.00	0.00	21,799.90	0.00	21,799.90
201-9158	OHIO HIGH SCHOOL ATHLETIC ASSN	404.65	0.00	0.00	0.00	0.00	404.65	0.00	404.65
201-9194	GENERAL FUND - STATE BUS PURCHASE ALLOWANCE	4,229.48	0.00	0.00	0.00	3,804.48	425.00	0.00	425.00
201-9195	GENERAL FUND - PARITY	116,690.81	0.00	0.00	0.00	0.00	116,690.81	0.00	116,690.81
201-9201	TUITION REIMBURSEMENT REPAYMENT	0.00	0.00	750.00	0.00	0.00	750.00	0.00	750.00
201-9202	GENERAL	0.00	0.00	0.00	0.00	0.00	0.00	0.00	0.00
201-9215	BOOSTER CLUB MONEY FOR FOOD ACTIVITIES	90.62	137.21	1,245.45	0.00	1,325.31	10.76	0.00	10.76
201-9221	TRANSPORATION USING VAN	(379.47)	0.00	0.00	0.00	0.00	(379.47)	0.00	(379.47)
201-9222	GENERAL	517.41	0.00	126.04	0.00	0.00	643.45	0.00	643.45
201-9318	PETTY CASH ACCOUNTS	0.00	0.00	0.00	(50.00)	0.00	0.00	0.00	0.00
201-9320	GENERAL	30.00	0.00	0.00	0.00	0.00	30.00	0.00	30.00
201-9412	GENERAL STATE SETASIDE	113,345.65	0.00	0.00	0.00	0.00	113,345.65	0.00	113,345.65
201-9500	GENERAL	0.00	13,400.00	13,400.00	0.00	0.00	13,400.00	28,000.00	(14,600.00)
201-9718	GENERAL	(62,728.71)	0.00	0.00	0.00	0.00	(62,728.71)	0.00	(62,728.71)
201-9819	FEDERAL GRANT EXPENDITURES IN GENERAL FUND	(13,302.77)	0.00	0.00	0.00	27,183.18	(40,485.95)	0.00	(40,485.95)
201-9900	Previous Years Expenditures	(15,088.66)	0.00	0.00	0.00	0.00	(15,088.66)	0.00	(15,088.66)
201-9920	EXPENDITURES FOR THE 2019-2020 YEAR	0.00	0.00	0.00	23,907.33	24,429.37	(24,429.37)	2,190.00	(26,619.37)
202-0000	BOND RETIREMENT 4.12 MILLS BOND REG/BLDG 2020	127,568.03	0.00	83,875.56	0.00	104,193.34	107,250.25	0.00	107,250.25

BRADFORD BOARD OF EDUCATION Cash Summary Report

Full Account Code	Description	Initial Cash	MTD Received	FYTD Received	MTD Expended	FYTD Expended	Fund Balance	Encumbrance	Unencumbered Balance
002-9020	BOND RETIREMENT .58 MILLS BOND SITE 2020	\$ 21,538.46	\$ 0.00	\$ 12,362.06	\$ 0.00	\$ 14,902.88	\$ 18,997.64	\$ 0.00	\$ 18,997.64
003-0000	PERMANENT IMPROVEMENT FUND	441,263.90	0.00	0.00	0.00	0.00	441,263.90	0.00	441,263.90
006-0000	LUNCHROOM/FOOD SERVICE	107,909.84	7,343.03	210,861.80	11,688.40	232,970.85	85,800.79	700.00	85,100.79
006-9318	PETTY CASH ACCOUNTS	0.00	0.00	0.00	0.00	0.00	0.00	0.00	0.00
007-9000	UNCLAIMED FUNDS	489.73	0.00	0.00	0.00	0.00	489.73	0.00	489.73
007-9900	BRADFORD FIRE & RESCUE SCHOLARSHIP	(500.00)	500.00	1,500.00	0.00	500.00	500.00	500.00	0.00
007-9901	CREIGLOW SCHOLARSHIP FUND	0.00	0.00	0.00	0.00	0.00	0.00	0.00	0.00
007-9902	BLESSED DIRECTION INC. SCHOLARSHIP	6,500.00	176.78	4,176.78	0.00	4,500.00	6,176.78	1,500.00	4,676.78
007-9903	MAX WEAVER SCHOLARSHIP FUND	500.00	0.00	0.00	0.00	0.00	500.00	0.00	500.00
007-9904	CLASS OF 1957 SCHOLARSHIP FUND	0.00	0.00	0.00	0.00	0.00	0.00	0.00	0.00
007-9905	CHAD NOLAN SCHOLARSHIP/MISC	(4,250.00)	500.00	4,750.00	0.00	(500.00)	1,000.00	1,000.00	0.00
007-9906	COVINGTON EAGLES SCHOLARSHIP FUND	4,274.62	0.00	0.00	0.00	500.00	3,774.62	1,000.00	2,774.62
007-9907	PEPSI AND COCA-COLA SCHOLARSHIP FUNDS	2,000.00	0.00	0.00	0.00	500.00	1,500.00	500.00	1,000.00
007-9908	RICHARD "DICK" HARMON SCHOLARSHIP FUND	23,000.00	883.92	883.92	0.00	1,250.00	22,633.92	3,750.00	18,883.92
007-9909	VERNON LINDEMAN LINEMAN SCHOLARSHIP	1,000.00	0.00	0.00	0.00	0.00	1,000.00	1,000.00	0.00
007-9910	AAA SCHOLARSHIP FUND	0.00	0.00	0.00	0.00	0.00	0.00	0.00	0.00
007-9911	RAY PRUITT SCHOLARSHIP FUND	0.00	0.00	0.00	0.00	0.00	0.00	0.00	0.00
007-9912	HAROLD MARKER SCHOLARSHIP FUND	2,000.00	0.00	4,000.00	0.00	2,000.00	4,000.00	3,000.00	1,000.00
007-9913	COVINGTON SAVINGS & LOAN SCHOLARSHIP	500.00	500.00	500.00	0.00	500.00	500.00	500.00	0.00
007-9914	WADE SPENCER SCHOLARSHIP FUND	0.00	0.00	1,500.00	0.00	1,500.00	0.00	0.00	0.00
007-9915	IVA ROOT SCHOLARSHIP	0.00	0.00	0.00	0.00	0.00	0.00	500.00	(500.00)
007-9977	HERSHEY SCHOLARSHIP DONATION-CLASS OF 1977	125.00	0.00	0.00	0.00	0.00	125.00	125.00	0.00
007-9994	BRADFORD EDUCATION ASSN. SCHOLARSHIP FUND	0.00	0.00	0.00	0.00	0.00	0.00	0.00	0.00
007-9996	PRODUCTION PAINT FINISHERS GRANT/SPECIAL TRUS	9,992.01	0.00	0.00	0.00	5,000.00	4,992.01	4,000.00	992.01
008-0000	WADE KINDERGARTEN	10,350.24	4.82	166.16	0.00	0.00	10,516.40	0.00	10,516.40
008-9202	BEARD ENDOWMENT	44,350.56	19.72	689.91	0.00	2,000.00	43,040.47	1,000.00	42,040.47
009-9118	ART ACCOUNTS ESTES	0.00	100.00	2,655.00	208.58	208.58	2,446.42	1,541.42	905.00
009-9130	BUSINESS ACCOUNTS MOORE	0.00	(493.00)	921.00	0.00	0.00	921.00	0.00	921.00

BRADFORD BOARD OF EDUCATION

Cash Summary Report

Full Account Code	Description	Initial Cash	MTD Received	FYTD Received	MTD Expended	FYTD Expended	Fund Balance	Encumbrance	Unencumbered Balance
009-9210	FFA ACCOUNTS BAUMER	\$ 0.00	\$ (705.00)	\$ 20.00	\$ 0.00	\$ 0.00	\$ 20.00	\$ 0.00	\$ 20.00
009-9238	SCIENCE ACCOUNTS WHITE	0.00	(760.00)	1,412.50	0.00	444.45	968.05	99.68	868.37
010-0000	CLASSROOM FACILITIES	0.00	0.00	0.00	0.00	0.00	0.00	0.00	0.00
018-9110	PRINCIPAL FUND - ELEMENTARY	12,366.99	40.00	23,946.70	1,228.76	20,142.86	16,170.83	0.00	16,170.83
018-9111	ELEMENTARY PRINCIPAL SIGN FUND	0.00	0.00	0.00	0.00	0.00	0.00	0.00	0.00
018-9112	ELEMENTARY PRINCIPAL ALL ABOARD	0.00	0.00	0.00	0.00	0.00	0.00	0.00	0.00
018-9113	ELEMENTARY PRINCIPAL -BOX TOPS	13,662.78	0.00	804.20	0.00	1,549.33	12,917.65	0.00	12,917.65
018-9130	HIGH SCHOOL PRINCIPAL FUND	2,948.93	467.24	3,069.60	0.00	2,189.86	3,828.67	0.00	3,828.67
018-9131	HIGH SCHOOL PRINCIPAL (AFTER PROM) FUND	250.00	200.00	200.00	0.00	0.00	450.00	0.00	450.00
018-9222	HIGH SCHOOL PRINCIPAL FUND LIBRARY	2,188.00	0.00	0.00	0.00	0.00	2,188.00	0.00	2,188.00
019-0000	OTHER GRANT	0.00	0.00	0.00	0.00	0.00	0.00	0.00	0.00
019-9001	SHOPA KIDS IN NEED FOUNDATION GRANT	0.00	0.00	0.00	0.00	0.00	0.00	0.00	0.00
019-9002	MIAMI COUNTY FOUNDATION - HS MUSIC DEPARTMENT	0.00	0.00	0.00	0.00	0.00	0.00	0.00	0.00
019-9003	MIAMI COUNTY FOUNDATION- FEELING GOOD MILE HIG	0.00	0.00	0.00	0.00	0.00	0.00	0.00	0.00
019-9004	RADIO & TEL NEWS DIRECTORS FOUND MEDIA TECH	114.06	0.00	0.00	101.65	101.65	12.41	0.00	12.41
019-9005	ECO GARDEN GRANT MIAMI COUNTY PARK DISTRICT	500.00	0.00	0.00	0.00	0.00	500.00	0.00	500.00
019-9006	ECO GARDEN GRANT- TROY FOUNDATION	0.00	0.00	0.00	0.00	0.00	0.00	0.00	0.00
019-9007	REED - VALEDICTORIAN/MEMORIAL	309.58	0.00	0.00	0.00	0.00	309.58	0.00	309.58
019-9008	MIAMI COUNTY FOUNDATION ECO GARDEN GRANT	0.00	0.00	0.00	0.00	0.00	0.00	0.00	0.00
019-9009	ELEMENTARY ART - TROY FOUNDATION	12.91	0.00	0.00	0.00	0.00	12.91	0.00	12.91
019-9011	MIAMI COUNTY FOUNDATION ALL ABOARD PROGRAM	102.22	0.00	0.00	0.00	0.00	102.22	0.00	102.22
019-9012	MAC GRANT	1,093.18	0.00	0.00	1,093.18	1,093.18	0.00	0.00	0.00
019-9013	ALL-ABOARD- OTHER GRANT	0.00	0.00	0.00	0.00	0.00	0.00	0.00	0.00
019-9014	TROY FOUNDATION SUMMER ART CAMP	0.00	0.00	0.00	0.00	0.00	0.00	0.00	0.00
019-9015	MIAMI COUNTY FOUNDATION ELEMENTARY GRANT	0.00	0.00	0.00	0.00	0.00	0.00	0.00	0.00
019-9016	PTO-ELEMENTARY TECHNOLOGY GRANT	0.00	0.00	0.00	0.00	0.00	0.00	0.00	0.00
019-9017	EAGLES-COVINGTON	5,927.64	0.00	0.00	0.00	0.00	5,927.64	0.00	5,927.64

BRADFORD BOARD OF EDUCATION Cash Summary Report

Full Account Code	Description	Initial Cash	MTD Received	FYTD Received	MTD Expended	FYTD Expended	Fund Balance	Encumbrance	Unencumbered Balance
	DONATION								
019-9018	MIAMI COUNTY FOUNDATION-ART DISCOVERY CAMP	\$ 512.62	\$ 0.00	\$ 0.00	\$ 0.00	\$ 0.00	\$ 512.62	\$ 0.00	\$ 512.62
019-9019	COVINGTON EAGLES DONATION	7,000.00	0.00	0.00	0.00	0.00	7,000.00	0.00	7,000.00
019-9020	MIAMI COUNTY FOUNDATION MEDIA CENTER GRANT	0.00	0.00	0.00	0.00	0.00	0.00	0.00	0.00
019-9021	TROY FOUNDATION FIELD TRIP GRANT	0.00	0.00	0.00	0.00	0.00	0.00	0.00	0.00
019-9022	MISCELLANEOUS FIELD TRIP GRANTS	758.76	0.00	0.00	0.00	0.00	758.76	0.00	758.76
019-9023	VIVIAN RUSSELL KINDERGARTEN FUND	57.87	0.00	0.00	0.00	0.00	57.87	0.00	57.87
019-9024	ANNA BIER ART GRANT	193.99	0.00	400.00	0.00	0.00	593.99	0.00	593.99
019-9025	COMMUNITY BLOOD CENTER GRANT	0.00	0.00	0.00	0.00	0.00	0.00	0.00	0.00
019-9026	BELIEVE IN OHIO GRANT	0.00	0.00	0.00	0.00	0.00	0.00	0.00	0.00
019-9027	TRI-COUNTY BOARD OF REC AND MENTAL HEALTH GRA	0.00	0.00	0.00	0.00	0.00	0.00	0.00	0.00
019-9131	MIAMI COUNTY FOUNDATION SEMI-ANNUAL GRANT	2,951.23	0.00	0.00	0.05	1,178.34	1,772.89	0.00	1,772.89
019-9132	OTHER GRANT RENAISSANCE	0.00	0.00	0.00	0.00	0.00	0.00	0.00	0.00
019-9139	Miami County Foundation 2019-2020 Grants	0.00	0.00	6,000.00	0.00	0.00	6,000.00	0.00	6,000.00
019-9181	MIAMI COUNTY PARKS - GIZMOS GRANT	10.00	0.00	0.00	0.00	0.00	10.00	0.00	10.00
019-9182	Miami County Parks-7th Growth Mindsets	0.00	0.00	0.00	0.00	0.00	0.00	0.00	0.00
019-9191	MIAMI CO FOUNDATION-PHONES/RADIOS	0.00	0.00	0.00	0.00	0.00	0.00	0.00	0.00
019-9192	MIAMI CO FOUNDATION-FRENCH HORNS	0.00	0.00	0.00	0.00	0.00	0.00	0.00	0.00
019-9193	MIAMI CO FOUNDATION-CAMERAS	0.00	0.00	0.00	0.00	0.00	0.00	0.00	0.00
019-9222	OTHER GRANT LIBRARY	10.00	0.00	200.00	0.00	0.00	210.00	0.00	210.00
019-9230	OTHER GRANT	150.00	0.00	0.00	0.00	0.00	150.00	0.00	150.00
019-9239	Miami County Grant for IPADS	0.00	0.00	4,186.00	0.00	4,116.00	70.00	0.00	70.00
019-9272	Miami County Foundation Grant-Water Fountains	5,090.00	0.00	0.00	0.00	5,088.75	1.25	0.00	1.25
019-9340	Miami County Foundation Grant-3-D Printer	0.00	0.00	0.00	0.00	0.00	0.00	0.00	0.00
019-9410	GRANT FROM DARKE COUNTY FOUNDATION	1,100.00	0.00	2,000.00	302.15	2,217.51	882.49	0.00	882.49
019-9517	OTHER GRANT	6,400.00	0.00	0.00	0.00	0.00	6,400.00	0.00	6,400.00
019-9920	COVINGTON EAGLES DONATION	0.00	0.00	7,000.00	0.00	0.00	7,000.00	0.00	7,000.00
020-9989	EARLY CHILDHOOD/PRE-SCHOOL	0.00	0.00	0.00	0.00	0.00	0.00	0.00	0.00

BRADFORD BOARD OF EDUCATION Cash Summary Report

Full Account Code	Description	Initial Cash	MTD Received	FYTD Received	MTD Expended	FYTD Expended	Fund Balance	Encumbrance	Unencumbered Balance
222-0000	OHSAA TOURNAMENT ACCOUNTS	\$ 0.00	\$ 0.00	\$ 0.00	\$ 0.00	\$ 0.00	\$ 0.00	\$ 0.00	\$ 0.00
222-9617	unclaimed funds for 2016-2017	0.00	0.00	0.00	0.00	0.00	0.00	0.00	0.00
222-9718	DISTRICT AGENCY	777.85	0.00	0.00	0.00	777.85	777.85	0.00	777.85
222-9819	UNCASHED FUNDS FOR 2018-2019	192.99	0.00	0.00	0.00	127.99	127.99	0.00	127.99
234-0000	CLASSROOM FACILITY MAINTENANCE	483,669.67	23,207.20	43,296.02	0.00	353.46	526,612.23	0.00	526,612.23
234-9045	MAINTENANCE FUND DELINQUENCIES	1,065.27	0.00	462.95	0.00	0.00	1,528.22	0.00	1,528.22
200-9000	MULTIPLE DISABILITIES CLASS	2,785.26	0.00	235.10	0.00	355.78	2,664.58	0.00	2,664.58
200-9003	CLASS OF 2003	0.00	0.00	0.00	0.00	0.00	0.00	0.00	0.00
200-9004	CLASS OF 2004	0.00	0.00	0.00	0.00	0.00	0.00	0.00	0.00
200-9005	CLASS OF 2005	0.00	0.00	0.00	0.00	0.00	0.00	0.00	0.00
200-9006	CLASS OF 2006	0.00	0.00	0.00	0.00	0.00	0.00	0.00	0.00
200-9007	CLASS OF 2007	0.00	0.00	0.00	0.00	0.00	0.00	0.00	0.00
200-9008	CLASS OF 2008	0.00	0.00	0.00	0.00	0.00	0.00	0.00	0.00
200-9009	CLASS OF 2009	0.00	0.00	0.00	0.00	0.00	0.00	0.00	0.00
200-9010	CLASS OF 2010	0.00	0.00	0.00	0.00	0.00	0.00	0.00	0.00
200-9011	CLASS OF 2011	0.00	0.00	0.00	0.00	0.00	0.00	0.00	0.00
200-9012	CLASS OF 2012	0.00	0.00	0.00	0.00	0.00	0.00	0.00	0.00
200-9013	CLASS OF 2013	0.00	0.00	0.00	0.00	0.00	0.00	0.00	0.00
200-9014	CLASS OF 2014	0.00	0.00	0.00	0.00	0.00	0.00	0.00	0.00
200-9015	CLASS OF 2015	0.00	0.00	0.00	0.00	0.00	0.00	0.00	0.00
200-9016	CLASS OF 2016	0.00	0.00	0.00	0.00	0.00	0.00	0.00	0.00
200-9017	CLASS OF 2017	0.00	0.00	0.00	0.00	0.00	0.00	0.00	0.00
200-9018	CLASS OF 2018	0.00	0.00	0.00	0.00	0.00	0.00	0.00	0.00
200-9019	CLASS OF 2019	0.00	0.00	0.00	0.00	0.00	0.00	0.00	0.00
200-9020	CLASS OF 2020	1,349.06	0.00	2,032.00	737.24	3,381.06	0.00	0.00	0.00
200-9021	CLASS OF 2021	2,318.72	0.00	3,779.00	17.99	2,764.46	3,333.26	40.00	3,293.26
200-9022	CLASS OF 2022	1,766.51	0.00	5,330.40	0.00	2,659.98	4,436.93	0.00	4,436.93
200-9023	CLASS OF 2023	0.00	0.00	1,805.00	0.00	1,455.00	350.00	0.00	350.00
200-9117	HIGH SCHOOL ENVIRONMENTAL CLUB	0.00	0.00	0.00	0.00	0.00	0.00	0.00	0.00
200-9119	POWER OF THE PEN	280.00	0.00	0.00	0.00	0.00	280.00	0.00	280.00
200-9128	SPANISH CLUB	209.25	0.00	0.00	0.00	74.94	134.31	0.00	134.31
200-9130	MUSE MACHINE	1,103.24	0.00	0.00	0.00	0.00	1,103.24	0.00	1,103.24
200-9131	DRAMA CLUB	6,099.49	0.00	0.00	0.00	0.00	6,099.49	0.00	6,099.49
200-9132	RENAISSANCE	0.00	0.00	0.00	0.00	0.00	0.00	0.00	0.00
200-9133	GLEE CLUB	368.65	0.00	0.00	0.00	0.00	368.65	0.00	368.65
200-9320	HIGH SCHOOL FAMILY & CONSUMER SCIENCE	0.00	0.00	0.00	0.00	0.00	0.00	0.00	0.00
200-9330	FUTURE FARMERS OF	5,394.55	0.00	20,275.28	0.00	21,211.00	4,458.83	140.00	4,318.83

BRADFORD BOARD OF EDUCATION Cash Summary Report

Full Account Code	Description	Initial Cash	MTD Received	FYTD Received	MTD Expended	FYTD Expended	Fund Balance	Encumbrance	Unencumbered Balance
200-9400	AMERICA HIGH SCHOOL MUSIC DEPARTMENT	\$ 628.63	\$ 0.00	\$ 500.00	\$ 0.00	\$ 0.00	\$ 1,128.63	\$ 0.00	\$ 1,128.63
200-9500	JUNIOR HIGH CHEERLEADERS	0.00	0.00	0.00	0.00	0.00	0.00	0.00	0.00
200-9501	POWER LIFTING CLUB	0.00	0.00	0.00	0.00	0.00	0.00	0.00	0.00
200-9553	HIGH SCHOOL CHEERLEADERS	0.00	0.00	0.00	0.00	0.00	0.00	0.00	0.00
200-9610	ELEMENTARY STUDENT COUNCIL	513.56	0.00	0.00	0.00	0.00	513.56	0.00	513.56
200-9630	HIGH SCHOOL STUDENT COUNCIL	1,637.89	0.00	11,771.75	0.00	11,165.36	2,244.28	500.00	1,744.28
200-9680	YEARBOOK	6,573.92	45.00	4,626.50	1,436.00	4,447.48	6,752.94	1,882.00	4,870.94
200-9690	SCHOOL NEWSPAPER	0.00	0.00	0.00	0.00	0.00	0.00	0.00	0.00
200-9710	NATIONAL HONOR SOCIETY	(252.77)	0.00	296.50	385.00	525.40	(481.67)	0.00	(481.67)
300-9001	HIGH SCHOOL ART	721.58	0.00	0.00	0.00	0.00	721.58	0.00	721.58
300-9002	WASHINGTON DC TRIP - 8TH GRADE	28,862.99	564.36	43,522.01	47,700.00	67,010.00	5,375.00	0.00	5,375.00
300-9004	MEDIA-TECH CLASS	5.57	0.00	0.00	0.00	0.00	5.57	0.00	5.57
300-9185	Benefit for Ruth Estes	0.00	0.00	1,369.70	0.00	0.00	1,369.70	0.00	1,369.70
300-9190	ROADER BALLOONS	0.00	0.00	0.00	0.00	0.00	0.00	0.00	0.00
300-9500	ATHLETIC DIRECTOR	22,533.07	150.00	71,746.37	26,760.05	89,518.30	4,761.14	3,414.08	1,347.06
300-9501	ATHLETIC DIRECTOR FSN	750.00	0.00	0.00	0.00	0.00	750.00	0.00	750.00
300-9511	BASEBALL	0.00	0.00	0.00	0.00	0.00	0.00	0.00	0.00
300-9512	BOYS BASKETBALL	0.00	0.00	0.00	0.00	0.00	0.00	0.00	0.00
300-9514	ATHLETIC ADVERTISING SPONSORSHIPS	0.00	(13,400.00)	0.00	0.00	0.00	0.00	0.00	0.00
300-9532	GIRLS BASKETBALL	0.00	0.00	0.00	0.00	0.00	0.00	0.00	0.00
300-9534	SOFTBALL	0.00	0.00	0.00	0.00	0.00	0.00	0.00	0.00
300-9553	Athletics-cheerleading Fund Raising	0.00	0.00	182.00	0.00	0.00	182.00	0.00	182.00
416-9205	STUDENT INTERVENTION 9-10 GRADE PROF DEVELOP	0.00	0.00	0.00	0.00	0.00	0.00	0.00	0.00
416-9906	STUDENT INTERVENION	0.00	0.00	0.00	0.00	0.00	0.00	0.00	0.00
432-9006	GRADE 9-10 PROF DEVELOP	0.00	0.00	0.00	0.00	0.00	0.00	0.00	0.00
432-9201	EMIS FY 2006	0.00	0.00	0.00	0.00	0.00	0.00	0.00	0.00
432-9201	MANAGEMENT INFORMATION SYSTEM	0.00	0.00	0.00	0.00	0.00	0.00	0.00	0.00
432-9204	MANAGE. INFO. SYS. FUND	0.00	0.00	0.00	0.00	0.00	0.00	0.00	0.00
432-9205	MANGED INFO SYSTEM STATE FY 2005	0.00	0.00	0.00	0.00	0.00	0.00	0.00	0.00
432-9206	MANAGE. INFO. SYS. FUND	0.00	0.00	0.00	0.00	0.00	0.00	0.00	0.00
432-9207	MANAGEMENT INFO SYSTEMS FY2007	0.00	0.00	0.00	0.00	0.00	0.00	0.00	0.00
432-9208	EMIS FY2008	0.00	0.00	0.00	0.00	0.00	0.00	0.00	0.00
432-9209	EMIS FY2009	0.00	0.00	0.00	0.00	0.00	0.00	0.00	0.00
432-9210	EMIS FY2010	0.00	0.00	0.00	0.00	0.00	0.00	0.00	0.00

BRADFORD BOARD OF EDUCATION

Cash Summary Report

Full Account Code	Description	Initial Cash	MTD Received	FYTD Received	MTD Expended	FYTD Expended	Fund Balance	Encumbrance	Unencumbered Balance
132-9211	EMIS FY2011	\$ 0.00	\$ 0.00	\$ 0.00	\$ 0.00	\$ 0.00	\$ 0.00	\$ 0.00	\$ 0.00
132-9212	EMIS FY2012	0.00	0.00	0.00	0.00	0.00	0.00	0.00	0.00
150-9204	SCHOOLNET PLUS GRADE 7 FY 2004	0.00	0.00	0.00	0.00	0.00	0.00	0.00	0.00
150-9206	SCHOOLNET PLUS FY 2006 ROUND #8	0.00	0.00	0.00	0.00	0.00	0.00	0.00	0.00
150-9207	SCHOOLNET PLUS FY2007	0.00	0.00	0.00	0.00	0.00	0.00	0.00	0.00
150-9905	SCHOOLNET PLUS ROUND 5	0.00	0.00	0.00	0.00	0.00	0.00	0.00	0.00
151-9204	ONEnet FY 2004	0.00	0.00	0.00	0.00	0.00	0.00	0.00	0.00
151-9205	DATA COMM ONEnet FY 2005	0.00	0.00	0.00	0.00	0.00	0.00	0.00	0.00
151-9206	DATA COMM	0.00	0.00	0.00	0.00	0.00	0.00	0.00	0.00
151-9207	DATA COMM FY2007	0.00	0.00	0.00	0.00	0.00	0.00	0.00	0.00
151-9208	DATA COMM FY2008	0.00	0.00	0.00	0.00	0.00	0.00	0.00	0.00
151-9209	DATA COMM FY2009	0.00	0.00	0.00	0.00	0.00	0.00	0.00	0.00
151-9210	DATA COMM FY2010	0.00	0.00	0.00	0.00	0.00	0.00	0.00	0.00
151-9211	DATA COMM FY2011	0.00	0.00	0.00	0.00	0.00	0.00	0.00	0.00
151-9212	DATA COMM FY2012	0.00	0.00	0.00	0.00	0.00	0.00	0.00	0.00
151-9213	DATA COMM FY2013	0.00	0.00	0.00	0.00	0.00	0.00	0.00	0.00
151-9214	DATA COMM FY14	0.00	0.00	0.00	0.00	0.00	0.00	0.00	0.00
151-9215	FY15 DATA COMM	0.00	0.00	0.00	0.00	0.00	0.00	0.00	0.00
151-9216	FY16 DATA COMMUNICATIONS	0.00	0.00	0.00	0.00	0.00	0.00	0.00	0.00
151-9217	FY17 DATA COMMUNICATIONS	0.00	0.00	0.00	0.00	0.00	0.00	0.00	0.00
151-9718	FY18 DATA COMMUNICATIONS	0.00	0.00	0.00	0.00	0.00	0.00	0.00	0.00
151-9819	FY19 DATA COMMUNICATIONS	0.00	0.00	0.00	0.00	0.00	0.00	0.00	0.00
151-9920	TELECOMMUNICATIONS 2019-2020	0.00	0.00	3,600.00	0.00	3,600.00	0.00	0.00	0.00
152-9204	SCHOOLNET PROF DEV FY 2004	0.00	0.00	0.00	0.00	0.00	0.00	0.00	0.00
152-9205	SCHOOLNET PROF DEV FY 2005	0.00	0.00	0.00	0.00	0.00	0.00	0.00	0.00
152-9206	SCHOOLNET PROF DEV FY 2006	0.00	0.00	0.00	0.00	0.00	0.00	0.00	0.00
152-9207	SCHOOLNET PROF DEV FY2007	0.00	0.00	0.00	0.00	0.00	0.00	0.00	0.00
152-9208	SCHOOLNET PROF DEV FY2008	0.00	0.00	0.00	0.00	0.00	0.00	0.00	0.00
152-9209	SCHOOLNET PROF DEV FY2009	0.00	0.00	0.00	0.00	0.00	0.00	0.00	0.00
152-9210	SCHOOLNET PROF DEV FY2010	0.00	0.00	0.00	0.00	0.00	0.00	0.00	0.00
154-9202	TECH EQUITY FY 2002	0.00	0.00	0.00	0.00	0.00	0.00	0.00	0.00
154-9203	TECH EQUITY FY03	0.00	0.00	0.00	0.00	0.00	0.00	0.00	0.00
158-9203	IVDL FY 2003 TOBACCO SETTLEMENT	0.00	0.00	0.00	0.00	0.00	0.00	0.00	0.00
159-9003	OHIO READS FY 2003 VOLUNTEER	0.00	0.00	0.00	0.00	0.00	0.00	0.00	0.00
159-9004	OHIO READS FY 2004 VOLUNTEER	0.00	0.00	0.00	0.00	0.00	0.00	0.00	0.00
159-9005	OHIO READS FY2005 VOLUNTEER	0.00	0.00	0.00	0.00	0.00	0.00	0.00	0.00

BRADFORD BOARD OF EDUCATION Cash Summary Report

Full Account Code	Description	Initial Cash	MTD Received	FYTD Received	MTD Expended	FYTD Expended	Fund Balance	Encumbrance	Unencumbered Balance
159-9006	OHIO READS FY 2006 VOLUNTEER	\$ 0.00	\$ 0.00	\$ 0.00	\$ 0.00	\$ 0.00	\$ 0.00	\$ 0.00	\$ 0.00
159-9007	OHIO READS FY2007 VOLUNTEER GRANT	0.00	0.00	0.00	0.00	0.00	0.00	0.00	0.00
159-9200	OHIO READS FY 2002 VOLUNTEER	0.00	0.00	0.00	0.00	0.00	0.00	0.00	0.00
159-9201	OHIO READS FY 2001 VOLUNTEER	0.00	0.00	0.00	0.00	0.00	0.00	0.00	0.00
159-9202	OHIO READS FY 2002	0.00	0.00	0.00	0.00	0.00	0.00	0.00	0.00
159-9203	OHIO READS FY 2003 #15044	0.00	0.00	0.00	0.00	0.00	0.00	0.00	0.00
159-9204	OHIO READS CONTINUATION GRANT FY 2004 003368	0.00	0.00	0.00	0.00	0.00	0.00	0.00	0.00
159-9205	OhioReads FY 2005	0.00	0.00	0.00	0.00	0.00	0.00	0.00	0.00
159-9206	OHIO READS FY 2006	0.00	0.00	0.00	0.00	0.00	0.00	0.00	0.00
159-9207	OHIO READS GRANT FY2007	0.00	0.00	0.00	0.00	0.00	0.00	0.00	0.00
159-9902	OHIO READS SUMMER 2002	0.00	0.00	0.00	0.00	0.00	0.00	0.00	0.00
159-9903	OHIO READS NEW SUMMER COMMUNITY #35173	0.00	0.00	0.00	0.00	0.00	0.00	0.00	0.00
160-9204	STUDENT INTERVENTION GRADES 9-10 FY 05	0.00	0.00	0.00	0.00	0.00	0.00	0.00	0.00
160-9205	STUDENT INTERVENTION GRADES 1-4 FY 2005	0.00	0.00	0.00	0.00	0.00	0.00	0.00	0.00
167-9920	Student Wellness and Success	0.00	0.00	135,598.11	0.00	0.00	135,598.11	0.00	135,598.11
199-9191	School Safety Grant	2,570.75	0.00	0.00	0.00	2,570.75	0.00	0.00	0.00
199-9207	FY2007 GIFTED SUPPLEMENTAL FUNDS	0.00	0.00	0.00	0.00	0.00	0.00	0.00	0.00
199-9208	GIFTED SUPPLEMENTAL FUNDS FY2008	0.00	0.00	0.00	0.00	0.00	0.00	0.00	0.00
199-9209	GIFTED SUPPLEMENTAL FUNDS FY2009	0.00	0.00	0.00	0.00	0.00	0.00	0.00	0.00
199-9210	SAFE ROUTES TO SCHOOL GRANT FY2010	0.00	0.00	0.00	0.00	0.00	0.00	0.00	0.00
199-9211	MISC. STATE GRANT SCHOOL IMPR INCENT AWARD	0.00	0.00	0.00	0.00	0.00	0.00	0.00	0.00
199-9214	OSFC SAFETY AND SECURITY GRANT	0.00	0.00	0.00	0.00	0.00	0.00	0.00	0.00
199-9718	MISC. STATE GRANT	0.00	0.00	0.00	0.00	0.00	0.00	0.00	0.00
199-9819	Ohio Climate Grant	292.40	0.00	4,792.40	0.00	5,084.80	0.00	0.00	0.00
199-9907	OHIO CORE IMPLEMENTATION GRANT	0.00	0.00	0.00	0.00	0.00	0.00	0.00	0.00
199-9909	ADVANCED ENERGY GRANT - OHIO DEPT OF DEVELOPM	0.00	0.00	0.00	0.00	0.00	0.00	0.00	0.00
199-9920	BWC SAFETY GRANT	0.00	0.00	40,000.00	0.00	0.00	40,000.00	40,000.00	0.00
504-0000	ED JOBS FUND	0.00	0.00	0.00	0.00	0.00	0.00	0.00	0.00
506-0000	RACE TO THE TOP FEDERAL FUNDS	0.00	0.00	0.00	0.00	0.00	0.00	0.00	0.00
516-0000	IDEA PART B	0.00	0.00	0.00	0.00	0.00	0.00	0.00	0.00

BRADFORD BOARD OF EDUCATION

Cash Summary Report

Full Account Code	Description	Initial Cash	MTD Received	FYTD Received	MTD Expended	FYTD Expended	Fund Balance	Encumbrance	Unencumbered Balance
516-9017	IDEA PART B	\$ 0.00	\$ 0.00	\$ 0.00	\$ 0.00	\$ 0.00	\$ 0.00	\$ 0.00	\$ 0.00
516-9018	IDEA PART B	0.00	0.00	0.00	0.00	0.00	0.00	0.00	0.00
516-9206	IDEA PART B FY 2006	0.00	0.00	0.00	0.00	0.00	0.00	0.00	0.00
516-9207	IDEA PART B FY2007 (FLOW-THRU)	0.00	0.00	0.00	0.00	0.00	0.00	0.00	0.00
516-9208	IDEA B SPECIAL ED FY2008 FLOW THRU	0.00	0.00	0.00	0.00	0.00	0.00	0.00	0.00
516-9209	IDEA B SPECIAL ED FY2009 FLOWTHRU	0.00	0.00	0.00	0.00	0.00	0.00	0.00	0.00
516-9210	IDEA B SPECIAL ED FY2010	0.00	0.00	0.00	0.00	0.00	0.00	0.00	0.00
516-9211	IDEA B SPECIAL ED FY2011	0.00	0.00	0.00	0.00	0.00	0.00	0.00	0.00
516-9212	IDEA B SPECIAL ED FY2012	0.00	0.00	0.00	0.00	0.00	0.00	0.00	0.00
516-9213	IDEA B SPECIAL ED FY2013	0.00	0.00	0.00	0.00	0.00	0.00	0.00	0.00
516-9214	IDEA B SPECIAL ED FY2014	0.00	0.00	0.00	0.00	0.00	0.00	0.00	0.00
516-9215	IDEA B SPECIAL ED FY2015	0.00	0.00	0.00	0.00	0.00	0.00	0.00	0.00
516-9216	IDEA B SPECIAL ED FY2016	0.00	0.00	0.00	0.00	0.00	0.00	0.00	0.00
516-9217	IDEA B SPECIAL ED FY2017	0.00	0.00	0.00	0.00	0.00	0.00	0.00	0.00
516-932N	SPECIAL ED - ARRA STIMULUS	0.00	0.00	0.00	0.00	0.00	0.00	0.00	0.00
516-932O	SPECIAL ED - ARRA STIMULUS	0.00	0.00	0.00	0.00	0.00	0.00	0.00	0.00
516-9718	IDEA PART B	0.00	0.00	0.00	0.00	0.00	0.00	0.00	0.00
516-9819	TITLE 6B GRANT FOR 2018-2019	0.00	10,551.86	10,551.86	10,551.86	10,551.86	0.00	0.00	0.00
516-9920	TITLE 6B GRANT FOR 2019-2020	0.00	107,535.84	107,535.84	107,535.84	107,535.84	0.00	0.00	0.00
532-932N	STATE FISCAL STABILIZATION FUND (SFSF) STIMUL	0.00	0.00	0.00	0.00	0.00	0.00	0.00	0.00
532-932O	STATE FISCAL STABILIZATION FUND (SFSF) STIMUL	0.00	0.00	0.00	0.00	0.00	0.00	0.00	0.00
533-9210	TITLE II-TECH FY2010	0.00	0.00	0.00	0.00	0.00	0.00	0.00	0.00
533-9211	TITLE II-TECH FY2011	0.00	0.00	0.00	0.00	0.00	0.00	0.00	0.00
533-9212	TITLE II-D TECH FY2012	0.00	0.00	0.00	0.00	0.00	0.00	0.00	0.00
572-0000	TITLE I	485.84	0.00	748.52	0.00	0.00	1,234.36	0.00	1,234.36
572-9021	TITLE ONE 2019-2020 SCHOOL YEAR	0.00	0.00	0.00	0.00	0.00	0.00	0.00	0.00
572-9200	TITLE I DISADVANTAGED CHILDREN	0.00	0.00	0.00	0.00	0.00	0.00	0.00	0.00
572-9201	TITLE I DISADVANTAGED CHILDREN	0.00	0.00	0.00	0.00	0.00	0.00	0.00	0.00
572-9202	TITLE I DISADVANTAGED CHILDREN	0.00	0.00	0.00	0.00	0.00	0.00	0.00	0.00
572-9203	TITLE I FY 2003	0.00	0.00	0.00	0.00	0.00	0.00	0.00	0.00
572-9204	TITLE I FY 2004	0.00	0.00	0.00	0.00	0.00	0.00	0.00	0.00
572-9205	TITLE I FY 2005	0.00	0.00	0.00	0.00	0.00	0.00	0.00	0.00
572-9206	TITLE I FY 2006	0.00	0.00	0.00	0.00	0.00	0.00	0.00	0.00
572-9207	TITLE I FY2007	0.00	0.00	0.00	0.00	0.00	0.00	0.00	0.00
572-9208	TITLE I DISADVANTAGED	0.00	0.00	0.00	0.00	0.00	0.00	0.00	0.00

BRADFORD BOARD OF EDUCATION

Cash Summary Report

Full Account Code	Description	Initial Cash	MTD Received	FYTD Received	MTD Expended	FYTD Expended	Fund Balance	Encumbrance	Unencumbered Balance
	YOUTH FY2008								
572-9209	TITLE I DISADVANTAGED YOUTH FY2009	\$ 0.00	\$ 0.00	\$ 0.00	\$ 0.00	\$ 0.00	\$ 0.00	\$ 0.00	\$ 0.00
572-9210	TITLE I DISADVANTAGED YOUTH FY2010	0.00	0.00	0.00	0.00	0.00	0.00	0.00	0.00
572-9211	TITLE I DISADVANTAGED YOUTH FY2011	0.00	0.00	0.00	0.00	0.00	0.00	0.00	0.00
572-9212	TITLE I DISADVANTAGES YOUTH FY2012	0.00	0.00	0.00	0.00	0.00	0.00	0.00	0.00
572-9213	TITLE I DISADVANTAGES YOUTH FY2013	0.00	0.00	0.00	0.00	0.00	0.00	0.00	0.00
572-9214	TITLE I DISADVANTAGED YOUTH FY2014	0.00	0.00	0.00	0.00	0.00	0.00	0.00	0.00
572-9215	TITLE I DISADVANTAGED YOUTH FY2015	0.00	0.00	0.00	0.00	0.00	0.00	0.00	0.00
572-9216	TITLE I DISADVANTAGE YOUTH FY16	0.00	0.00	0.00	0.00	0.00	0.00	0.00	0.00
572-9217	TITLE I DISADVANTAGED YOUTH FY17	0.00	0.00	0.00	0.00	0.00	0.00	0.00	0.00
572-9218	TITLE I DISADVANTAGED YOUTH FY18	0.00	0.00	0.00	0.00	0.00	0.00	0.00	0.00
572-932N	TITLE I STIMULUS FY2010	0.00	0.00	0.00	0.00	0.00	0.00	0.00	0.00
572-932O	TITLE I STIMULUS FY2011	0.00	0.00	0.00	0.00	0.00	0.00	0.00	0.00
572-9718	TITLE I DISADVANTAGES YOUTH FY18	0.00	0.00	0.00	0.00	0.00	0.00	0.00	0.00
572-9819	TITLE ONE 2018-2019 SCHOOL YEAR	0.00	0.00	0.00	0.00	0.00	0.00	0.00	0.00
572-9920	TITLE ONE 2019-2020 SCHOOL YEAR	0.00	6,174.62	190,039.89	50,294.64	190,039.89	0.00	0.00	0.00
572-9998	TITLE I DISADVANTAGED CHILDREN	0.00	0.00	0.00	0.00	0.00	0.00	0.00	0.00
572-9999	TITLE I DISADVANTAGED CHILDREN	0.00	0.00	0.00	0.00	0.00	0.00	0.00	0.00
573-9005	TITLE V FY 04 CARRYOVER	0.00	0.00	0.00	0.00	0.00	0.00	0.00	0.00
573-9204	TITLE V FY 2004	0.00	0.00	0.00	0.00	0.00	0.00	0.00	0.00
573-9205	TITLE V FY 2005	0.00	0.00	0.00	0.00	0.00	0.00	0.00	0.00
573-9206	TITLE V FY 2006	0.00	0.00	0.00	0.00	0.00	0.00	0.00	0.00
573-9207	TITLE V FY2007	0.00	0.00	0.00	0.00	0.00	0.00	0.00	0.00
573-9208	TITLE V FY2008	0.00	0.00	0.00	0.00	0.00	0.00	0.00	0.00
573-9209	TITLE V FY2009	0.00	0.00	0.00	0.00	0.00	0.00	0.00	0.00
573-9999	TITLE V INNOVATIVE EDUC PGM	0.00	0.00	0.00	0.00	0.00	0.00	0.00	0.00
584-9005	DRUG FREE GRANT FY 2004 CARRYOVER	0.00	0.00	0.00	0.00	0.00	0.00	0.00	0.00
584-9204	TITLE IV-A SAFE AND DRUG FREE SCHOOLS FY 2004	0.00	0.00	0.00	0.00	0.00	0.00	0.00	0.00
584-9205	DRUG FREE GRANT FY 2005	0.00	0.00	0.00	0.00	0.00	0.00	0.00	0.00

BRADFORD BOARD OF EDUCATION Cash Summary Report

Full Account Code	Description	Initial Cash	MTD Received	FYTD Received	MTD Expended	FYTD Expended	Fund Balance	Encumbrance	Unencumbered Balance
584-9206	DRUG FREE GRANT FY 2006	\$ 0.00	\$ 0.00	\$ 0.00	\$ 0.00	\$ 0.00	\$ 0.00	\$ 0.00	\$ 0.00
584-9207	SAFE AND DRUG FREE GRANT FY2007	0.00	0.00	0.00	0.00	0.00	0.00	0.00	0.00
584-9208	SAFE AND DRUG FREE FY2008	0.00	0.00	0.00	0.00	0.00	0.00	0.00	0.00
584-9209	SAFE AND DRUG FREE FY2009	0.00	0.00	0.00	0.00	0.00	0.00	0.00	0.00
584-9210	SAFE AND DRUG FREE FY2010	0.00	0.00	0.00	0.00	0.00	0.00	0.00	0.00
587-0000	IDEA PRESCHOOL-HANDICAPPED	0.00	0.00	0.00	0.00	0.00	0.00	0.00	0.00
587-9017	PRESCHOOL MONIES	0.00	0.00	0.00	0.00	0.00	0.00	0.00	0.00
587-9018	PRESCHOOL MONIES	0.00	0.00	0.00	0.00	0.00	0.00	0.00	0.00
587-9119	TITLE 6B RESTORATION MONEY	282.42	1,507.89	1,507.89	1,790.31	0.00	0.00	0.00	0.00
587-9120	RESTORATION GRANT 2019-2020	0.00	10.96	10.96	10.96	0.00	0.00	0.00	0.00
587-9206	IDEA FY 2006 DK CO FLOW-THRU	0.00	0.00	0.00	0.00	0.00	0.00	0.00	0.00
587-9207	IDEA PRESCHOOL FY2007 (FLOW-THRU)	0.00	0.00	0.00	0.00	0.00	0.00	0.00	0.00
587-9208	IDEA PRESCHOOL SPEC ED FY2008 FLOW THRU	0.00	0.00	0.00	0.00	0.00	0.00	0.00	0.00
587-9209	IDEA PRESCHOOL SPEC ED FY2009 FLOWTHRU	0.00	0.00	0.00	0.00	0.00	0.00	0.00	0.00
587-9210	IDEA PRESCHOOL SPEC ED FY2010	0.00	0.00	0.00	0.00	0.00	0.00	0.00	0.00
587-9211	IDEA PRESCHOOL SPEC ED FY2011	0.00	0.00	0.00	0.00	0.00	0.00	0.00	0.00
587-9212	IDEA PRESCHOOL SPEC ED FY2012	0.00	0.00	0.00	0.00	0.00	0.00	0.00	0.00
587-9213	IDEA PRESCHOOL SPEC ED FY2013	0.00	0.00	0.00	0.00	0.00	0.00	0.00	0.00
587-9214	IDEA PRESCHOOL SPEC ED FY2013	0.00	0.00	0.00	0.00	0.00	0.00	0.00	0.00
587-9215	IDEA PRESCHOOL SPEC ED FY2015	0.00	0.00	0.00	0.00	0.00	0.00	0.00	0.00
587-9216	IDEA PRESCHOOL SPEC ED FY2016	0.00	0.00	0.00	0.00	0.00	0.00	0.00	0.00
587-9217	IDEA PRESCHOOL SPEC ED FY2017	0.00	0.00	0.00	0.00	0.00	0.00	0.00	0.00
587-932N	IDEA B FY2010 STIMULUS	0.00	0.00	0.00	0.00	0.00	0.00	0.00	0.00
587-932O	IDEA B FY2011 STIMULUS	0.00	0.00	0.00	0.00	0.00	0.00	0.00	0.00
587-9718	IDEA	0.00	0.00	0.00	0.00	0.00	0.00	0.00	0.00
587-9819	PRESCHOOL GRANT FOR 2018-2019	0.00	251.83	251.83	251.83	251.83	0.00	0.00	0.00
587-9820	RESTORATION GRANT 2019-2020	0.00	0.00	0.00	0.00	0.00	0.00	0.00	0.00
587-9920	PRESCHOOL GRANT FOR THE 2019-2020 SCHOOL YEAR	0.00	726.24	726.24	726.24	726.24	0.00	0.00	0.00

BRADFORD BOARD OF EDUCATION Cash Summary Report

Full Account Code	Description	Initial Cash	MTD Received	FYTD Received	MTD Expended	FYTD Expended	Fund Balance	Encumbrance	Unencumbered Balance
590-9005	IMPROVING TCHR QUALITY (FY 04 Carryover) FY05	\$ 0.00	\$ 0.00	\$ 0.00	\$ 0.00	\$ 0.00	\$ 0.00	\$ 0.00	\$ 0.00
590-9014	IMPROVING TEACHER QUALITY FY14	0.00	0.00	0.00	0.00	0.00	0.00	0.00	0.00
590-9021	TITLE IIA FOR THE 2018-2019 SCHOOL YEAR	0.00	0.00	0.00	0.00	0.00	0.00	0.00	0.00
590-9202	IMPROVING TEACHER QUALITY	0.00	0.00	0.00	0.00	0.00	0.00	0.00	0.00
590-9203	TITLE II-A FY 2003 IMPROVING TEACHER QUALITY	0.00	0.00	0.00	0.00	0.00	0.00	0.00	0.00
590-9204	IMPROVING TEACHER QUALITY FY 2004	0.00	0.00	0.00	0.00	0.00	0.00	0.00	0.00
590-9205	IMPROVING TCHR QUALITY FY 2005	0.00	0.00	0.00	0.00	0.00	0.00	0.00	0.00
590-9206	IMPROVING TCHR QUALITY FY 2006	0.00	0.00	0.00	0.00	0.00	0.00	0.00	0.00
590-9207	IMPROVING TEACHER QUALITY FY2007	0.00	0.00	0.00	0.00	0.00	0.00	0.00	0.00
590-9208	IMPROVING TEACHER QUALITY FY2008	0.00	0.00	0.00	0.00	0.00	0.00	0.00	0.00
590-9209	IMPROVING TEACHER QUALITY FY2009	0.00	0.00	0.00	0.00	0.00	0.00	0.00	0.00
590-9210	IMPROVING TEACHER QUALITY FY2010	0.00	0.00	0.00	0.00	0.00	0.00	0.00	0.00
590-9211	IMPROVING TEACHER QUALITY FY2011	0.00	0.00	0.00	0.00	0.00	0.00	0.00	0.00
590-9212	IMPROVING TEACHER QUALITY FY2012	0.00	0.00	0.00	0.00	0.00	0.00	0.00	0.00
590-9213	IMPROVING TEACHER QUALITY FY2013	0.00	0.00	0.00	0.00	0.00	0.00	0.00	0.00
590-9214	IMPROVING TEACHER QUALITY FY2014	0.00	0.00	0.00	0.00	0.00	0.00	0.00	0.00
590-9215	IMPROVING TEACHER QUALITY FY2015	0.00	0.00	0.00	0.00	0.00	0.00	0.00	0.00
590-9216	IMPROVING TEACHER QUALITY FY2016	0.00	0.00	0.00	0.00	0.00	0.00	0.00	0.00
590-9217	IMPROVING TEACHER QUALITY FY2017	0.00	0.00	0.00	0.00	0.00	0.00	0.00	0.00
590-9218	IMPROVING TEACHER QUALITY FY18	0.00	0.00	0.00	0.00	0.00	0.00	0.00	0.00
590-9718	IMPROVING TEACHER QUALITY FY2018	0.00	0.00	0.00	0.00	0.00	0.00	0.00	0.00
590-9819	TITLE IIA FOR THE 2018-2019 SCHOOL YEAR	0.00	0.00	0.00	0.00	0.00	0.00	0.00	0.00
590-9920	TITLE IIA FOR THE 2018-2019 SCHOOL YEAR	0.00	1,402.94	21,187.42	1,402.94	21,187.42	0.00	0.00	0.00
599-0000	OTHER MISC FEDERAL GRANTS	51.31	0.00	44.80	0.00	0.00	96.11	0.00	96.11
599-9001	FEMA MISC FEDERAL GRANT	0.00	0.00	0.00	0.00	0.00	0.00	0.00	0.00
599-9002	Assistive Technology Infusion Project Rd#2	0.00	0.00	0.00	0.00	0.00	0.00	0.00	0.00

BRADFORD BOARD OF EDUCATION Cash Summary Report

Full Account Code	Description	Initial Cash	MTD Received	FYTD Received	MTD Expended	FYTD Expended	Fund Balance	Encumbrance	Unencumbered Balance
599-9003	ASSISTIVE TECH INFUSION PROJECT Rd#3	\$ 0.00	\$ 0.00	\$ 0.00	\$ 0.00	\$ 0.00	\$ 0.00	\$ 0.00	\$ 0.00
599-9004	ATIP ROUND #4	0.00	0.00	0.00	0.00	0.00	0.00	0.00	0.00
599-9006	NATIONAL ARCHERY IN SCHOOLS PROGRAM	0.00	0.00	0.00	0.00	0.00	0.00	0.00	0.00
599-9021	TITLE IV FOR THE 2019-2020 SCHOOL YEAR	0.00	0.00	0.00	0.00	0.00	0.00	0.00	0.00
599-9118	MISC. FED. GRANT	0.00	0.00	0.00	0.00	0.00	0.00	0.00	0.00
599-9119	MISC. FED. GRANT	577.54	0.00	60,188.18	33,236.12	60,765.72	0.00	0.00	0.00
599-9120	STRIVING READERS GRANT 2019-2020	0.00	31,082.74	172,999.64	95,115.98	166,970.56	6,029.08	24.64	6,004.44
599-9199	GRANT SMALL RURAL SCHOOL GRANTS	0.00	0.00	0.00	0.00	0.00	0.00	0.00	0.00
599-9200	MISCELLANEOUS FED. GRANT FUND	0.00	0.00	0.00	0.00	0.00	0.00	0.00	0.00
599-9201	MISCELLANEOUS FED. GRANT FUND	0.00	0.00	0.00	0.00	0.00	0.00	0.00	0.00
599-9203	TITLE II-D TECHNOLOGY	0.00	0.00	0.00	0.00	0.00	0.00	0.00	0.00
599-9204	TITLE II-D FY 2004 TECHNOLOGY	0.00	0.00	0.00	0.00	0.00	0.00	0.00	0.00
599-9205	TITLE II-D FY 2005	0.00	0.00	0.00	0.00	0.00	0.00	0.00	0.00
599-9206	TITLE II-D FY 2006	0.00	0.00	0.00	0.00	0.00	0.00	0.00	0.00
599-9207	TITLE II-D FY2007	0.00	0.00	0.00	0.00	0.00	0.00	0.00	0.00
599-9208	TITLE II-D FY2008	0.00	0.00	0.00	0.00	0.00	0.00	0.00	0.00
599-9209	TITLE II-D FY2009	0.00	0.00	0.00	0.00	0.00	0.00	0.00	0.00
599-9210	TITLE II-D FY2010	0.00	0.00	0.00	0.00	0.00	0.00	0.00	0.00
599-9718	MISC. FED. GRANT	0.00	0.00	0.00	0.00	0.00	0.00	0.00	0.00
599-9819	TITLE IV FOR THE 2018-2019 SCHOOL YEAR	0.00	0.00	11,943.11	11,943.11	11,943.11	0.00	0.00	0.00
599-9820	REAP GRANT 2019-2020	0.00	28,203.00	28,203.00	26,276.27	28,203.00	0.00	0.00	0.00
599-9905	REAP FEDERAL GRANT FY 2005	0.00	0.00	0.00	0.00	0.00	0.00	0.00	0.00
599-9907	REAP GRANT 2006 (FY2007)	0.00	0.00	0.00	0.00	0.00	0.00	0.00	0.00
599-9908	REAP 2007 (FY2008) FEDERAL GRANT	0.00	0.00	0.00	0.00	0.00	0.00	0.00	0.00
599-9909	REAP FY2009 FEDERAL GRANT	0.00	0.00	0.00	0.00	0.00	0.00	0.00	0.00
599-9910	REAP FY2010	0.00	0.00	0.00	0.00	0.00	0.00	0.00	0.00
599-9911	REAP FY2011	0.00	0.00	0.00	0.00	0.00	0.00	0.00	0.00
599-9912	REAP FY2012	0.00	0.00	0.00	0.00	0.00	0.00	0.00	0.00
599-9913	REAP FY2013	0.00	0.00	0.00	0.00	0.00	0.00	0.00	0.00
599-9914	REAP FY2014	0.00	0.00	0.00	0.00	0.00	0.00	0.00	0.00
599-9915	REAP FY2105	0.00	0.00	0.00	0.00	0.00	0.00	0.00	0.00
599-9916	REAP FY2016	0.00	0.00	0.00	0.00	0.00	0.00	0.00	0.00
599-9917	REAP FY2017	0.00	0.00	0.00	0.00	0.00	0.00	0.00	0.00
599-9918	REAP FY2018	0.00	0.00	0.00	0.00	0.00	0.00	0.00	0.00

BRADFORD BOARD OF EDUCATION Cash Summary Report

Full Account Code	Description	Initial Cash	MTD Received	FYTD Received	MTD Expended	FYTD Expended	Fund Balance	Encumbrance	Unencumbered Balance
599-9920	TITLE IV FOR THE 2019-2020 SCHOOL YEAR	\$ 0.00	\$ 10,257.95	\$ 10,257.95	\$ 5,136.06	\$ 10,257.95	\$ 0.00	\$ 0.00	\$ 0.00
Grand Total		\$ 8,148,918.31	\$ 837,599.73	\$ 8,988,304.91	\$ 1,062,749.66	\$ 8,190,448.77	\$ 8,946,774.45	\$ 589,160.91	\$ 8,357,613.54

BRADFORD BOARD OF EDUCATION

Receipts Ledger Report

Receipt #	Line #	Date	Type	Description	Full Account Code	Amount
Cash Account: 001-0000						
996158	1	6/1/2020	RC	ExcessCosts GCS Student-18-19-Ck 136837	001-5300-0000-0000000-000	\$ 19,198.58
996168	1	6/5/2020	RC	Foundation Formula	001-3110-0000-0000000-000	146,453.12
996168	3	6/5/2020	RC	Enrollment Growth Supplement	001-3110-0000-0000000-000	0.00
996168	7	6/5/2020	RC	Economic Disadvantage Funding	001-3211-0000-0000000-000	1,498.97
996168	9	6/5/2020	RC	Open enrollment Adj-	001-1227-0000-0000000-000	15,254.28
996168	20	6/5/2020	RC	SF14 Regular Tuition	001-1221-0000-0000000-000	0.00
996168	21	6/5/2020	RC	FY 2018 Final #2 Adjustment	001-3110-0000-0000000-000	0.00
996168	22	6/5/2020	RC	SF6 Excess Costs	001-1223-0000-0000000-000	(10,053.57)
996168	23	6/5/2020	RC	SF14 Regular Tuition	001-1221-0000-0000000-000	0.00
996168	26	6/5/2020	RC	SF14 Regular Tuition	001-3110-0000-0000000-000	0.00
996177	1	6/11/2020	RC	CATASTROPHIC COST REIMB FY20	001-3219-0000-0000000-000	13,955.32
996185	1	6/18/2020	RC	Postage for Melissa Kommer	001-1890-0000-0000000-000	1.00
996190	1	6/22/2020	RC	Foundation Formula	001-3110-0000-0000000-000	146,453.13
996190	3	6/22/2020	RC	Enrollment Growth Supplement	001-3110-0000-0000000-000	0.00
996190	7	6/22/2020	RC	Economic Disadvantage Funding	001-3211-0000-0000000-000	1,498.96
996190	9	6/22/2020	RC	Open enrollment Adj-	001-1227-0000-0000000-000	15,254.27
996190	20	6/22/2020	RC	SF14 Regular Tuition	001-1221-0000-0000000-000	0.00
996190	21	6/22/2020	RC	FY 2018 Final #2 Adjustment	001-3110-0000-0000000-000	0.00
996190	22	6/22/2020	RC	SF6 Excess Costs	001-1223-0000-0000000-000	(10,053.56)
996190	23	6/22/2020	RC	SF14 Regular Tuition	001-1221-0000-0000000-000	0.00
996190	26	6/22/2020	RC	SF14 Regular Tuition	001-3110-0000-0000000-000	0.00
996195	1	6/25/2020	RC	Copies for striving reader Grant	001-1890-0000-0000000-000	508.35
996197	3	6/28/2020	RC	14-15 Fees	001-1740-0000-0000000-030	0.00
996197	4	6/28/2020	RC	18-19 Fees	001-1740-0000-0000000-010	0.00
996197	5	6/28/2020	RC	15-16 Fees	001-1740-0000-0000000-030	0.00
996197	6	6/28/2020	RC	19-20 Fees	001-1740-0000-0000000-030	35.00
996197	20	6/28/2020	RC	General Fee 17-18	001-1740-0000-0000000-030	0.00
996197	21	6/28/2020	RC	General Fee 18-19	001-1740-0000-0000000-030	0.00
996197	22	6/28/2020	RC	General Fee 19-20	001-1740-0000-0000000-030	0.00
996199	7	6/29/2020	RC	COPIES AND COLOR COPIES	001-1890-0000-0000000-000	35.00
996200	7	6/30/2020	RC	general fees high school	001-1740-0000-0000000-030	1,148.95
996200	8	6/30/2020	RC	elementary fees	001-1740-0000-0000000-010	(1,040.78)
996200	9	6/30/2020	RC	high school adjustment	001-1740-0000-0000000-030	1,705.03
996201	1	6/30/2020	RC	GEN FD INTEREST JUNE 2020	001-1410-0000-0000000-000	478.75
996168	4	6/5/2020	RC	Preschool Special Education	001-3110-1280-0000000-000	3,276.88
996190	4	6/22/2020	RC	Preschool Special Education	001-3110-1280-0000000-000	(108.27)
996168	6	6/5/2020	RC	Career Tech Education Funding	001-3219-1310-0000000-000	(114.34)
996190	6	6/22/2020	RC	Career Tech Education Funding	001-3219-1310-0000000-000	182.12
996200	11	6/30/2020	RC	setaside tracking	001-1111-1718-0000000-000	182.11
						(91,314.97)

BRADFORD BOARD OF EDUCATION Receipts Ledger Report

Receipt #	Line #	Date	Type	Description	Full Account Code	Amount
	996199	6/29/2020	RC	REIMBURSEMENT OF TRIPS	001-1344-2021-0000000-000	\$ 1,134.60
	996168	6/5/2020	RC	Special Education Transportati	001-3110-2821-0000000-000	193.34
	996190	6/22/2020	RC	Special Education Transportati	001-3110-2821-0000000-000	193.33
	996181	6/12/2020	RC	Richell Yingst broken chromebook for grade 4	001-1932-3219-0000000-000	160.00
	996187	6/18/2020	RC	Painter broken chromebook screen	001-1932-3219-0000000-000	33.00
	996196	6/25/2020	RC	Brewer broken chromebook screen Ck 8768	001-1932-3219-0000000-000	33.00
	996197	6/28/2020	RC	Chrome Book repair	001-1932-3219-0000000-000	0.00
Cash Account:	001-9122					\$ 256,181.60
	996200	6/30/2020	RC	setaside tracking	001-1111-9122-0000000-000	91,314.97
Cash Account:	001-9154					\$ 91,314.97
	996194	6/22/2020	RC	Medicaid Billing payback from for 2019-2020	001-3190-9154-0000000-000	1,847.03
Cash Account:	001-9215					\$ 1,847.03
	996176	6/11/2020	RC	Lions Club Pancake Breakfast paid for Cafeteria Workers #3285	001-1559-9215-0000000-000	137.21
Cash Account:	001-9222					\$ 137.21
	996197	6/28/2020	RC	Lost Library Book	001-1860-9222-0000000-000	0.00
Cash Account:	001-9500					\$ 0.00
	996170	6/8/2020	RC	Pennys Blacktop Maint # 1247 Advertising for scoreboard	001-1890-9500-0000000-030	1,000.00
	996171	6/8/2020	RC	Bradford Ath Boosters #1442 Advertising for scoreboard	001-1890-9500-0000000-030	4,700.00
	996172	6/8/2020	RC	Primary Care Internists # 5238- Advertising for scoreboard	001-1890-9500-0000000-030	1,000.00
	996173	6/8/2020	RC	Trey Manual #5180 Advertising for scoreboard	001-1890-9500-0000000-030	1,000.00
	996174	6/8/2020	RC	Helman Family- Advertising for scoreboard #2518	001-1890-9500-0000000-030	1,000.00
	996175	6/8/2020	RC	M & T Excavating #8147 Advertising for scoreboard	001-1890-9500-0000000-030	4,700.00
Cash Account:	006-0000					\$ 13,400.00
	996162	6/3/2020	RC	LUNCH-PUBLIC SECT 11	006-4120-0000-0000000-000	7,293.99
	996162	6/3/2020	RC	LUNCH-PUBLIC SECT 11	006-4120-0000-0000000-000	149.73
	996162	6/3/2020	RC	LUNCH-PUBLIC SECT 11	006-4120-0000-0000000-000	0.00
	996162	6/3/2020	RC	LUNCH-PUBLIC SECT 11	006-4120-0000-0000000-000	0.00
	996197	6/28/2020	RC	Received on Acct-Lunch Payment	006-1512-0000-0000000-000	10.00
	996201	6/30/2020	RC	CAFE INTEREST JUNE 2020	006-1410-0000-0000000-000	39.31
	996203	6/30/2020	RC	LUNCH-PUBLIC SECT 11	006-4120-0000-0000000-000	161.28

BRADFORD BOARD OF EDUCATION Receipts Ledger Report

Receipt #	Line #	Date	Type	Description	Full Account Code	Amount
	996203	6/30/2020	RC	LUNCH-PUBLIC SECT 11	006-4120-1000-0000000-000	\$ (161.28)
Cash Account:	007-9900					\$ 7,493.03
	996159	6/1/2020	RC	Money for Scholarship 2020-Corey Cottrell	007-1820-9900-0000000-000	500.00
Cash Account:	007-9902					\$ 500.00
	996193	6/22/2020	RC	Logan Harrison Refund from Edison Community College	007-1890-9902-0000000-000	176.78
Cash Account:	007-9905					\$ 176.78
	996165	6/4/2020	RC	Chad Nolan Donation Scholarship-Erica Gaynor-Corey Cottrell-ck 2466	007-1820-9905-0000000-000	500.00
Cash Account:	007-9908					\$ 500.00
	996193	6/22/2020	RC	Logan Harrison Refund from Edison Community College	007-1890-9908-0000000-000	883.92
Cash Account:	007-9913					\$ 883.92
	996160	6/1/2020	RC	Scholarship Covington S&L-Brayden Sanders Ck 192885	007-1820-9913-0000000-000	500.00
Cash Account:	008-0000					\$ 500.00
	996201	6/30/2020	RC	WADE INTEREST JUNE 2020	008-1410-0000-0000000-000	4.82
Cash Account:	008-9202					\$ 4.82
	996201	6/30/2020	RC	BEARD INTEREST JUNE 2020	008-1410-9202-0000000-000	19.72
Cash Account:	009-9118					\$ 19.72
	996197	6/28/2020	RC	Art 6 2017-2018	009-1740-9118-020012-030	0.00
	996197	6/28/2020	RC	Art 1 2019-2020	009-1740-9118-020012-030	0.00
	996197	6/28/2020	RC	Art 2 -2019-2020	009-1740-9118-020012-030	0.00
	996197	6/28/2020	RC	Art 6 2019-2020	009-1740-9118-020012-030	0.00
	996197	6/28/2020	RC	Art 7 2017-2018	009-1740-9118-020012-030	0.00
	996197	6/28/2020	RC	Art 7 2019-2020	009-1740-9118-020012-030	0.00
	996200	6/30/2020	RC	art fees	009-1740-9118-020012-030	100.00
Cash Account:	009-9130					\$ 100.00
	996197	6/28/2020	RC	Comp App 17-18	009-1740-9130-2900000-030	0.00
	996197	6/28/2020	RC	Financial Mgmt Class Fees	009-1740-9130-091052-030	0.00
	996197	6/28/2020	RC	Keyboarding 18-19	009-1740-9130-2900000-030	0.00
	996197	6/28/2020	RC	Keyboarding 19-20	009-1740-9130-2900000-030	0.00

BRADFORD BOARD OF EDUCATION Receipts Ledger Report

Receipt #	Line #	Date	Type	Description	Full Account Code	Amount
	2	6/30/2020	RC	business account fees	009-1740-9130-030000-030	\$ 32.00
	3	6/30/2020	RC	financial mgmt fees	009-1740-9130-091052-030	(90.00)
	4	6/30/2020	RC	keyboarding	009-1740-9130-290000-030	(435.00)
Cash Account:	009-9210					\$ (493.00)
	7	6/28/2020	RC	AFNR 8 19-20	009-1740-9210-010105-030	15.00
	16	6/28/2020	RC	Career Connections 7 17-18	009-1740-9210-010105-030	0.00
	17	6/28/2020	RC	Career Connections 7 19-20	009-1740-9210-010105-030	0.00
	1	6/29/2020	RC	500j7 CAREER CONNECTIONS-UVCC	009-1740-9210-010105-030	0.00
	2	6/29/2020	RC	500j8 AFNR8 - UVCC	009-1740-9210-010105-030	(270.00)
	3	6/29/2020	RC	510 AFNR-UVCC	009-1740-9210-010105-030	(240.00)
	4	6/29/2020	RC	520A-ANIMAL PLANT SCI-UVCC	009-1740-9210-010105-030	(120.00)
	5	6/29/2020	RC	525A-AG BUSINESS	009-1740-9210-010105-030	(100.00)
	5	6/30/2020	RC	ffa fees	009-1740-9210-010105-030	10.00
Cash Account:	009-9238					\$ (705.00)
	14	6/28/2020	RC	Animal/Plant Science 19-20	009-1740-9238-130000-030	0.00
	15	6/28/2020	RC	Biology 19-20	009-1740-9238-130000-030	0.00
	26	6/28/2020	RC	Preengineering 19-20	009-1740-9238-130000-030	0.00
	27	6/28/2020	RC	Physical Science 19-20	009-1740-9238-130000-030	0.00
	28	6/28/2020	RC	CP Chemistry 19-20	009-1740-9238-130000-030	0.00
	29	6/28/2020	RC	Biology 19-20	009-1740-9238-130000-030	0.00
	6	6/30/2020	RC	science fees	009-1740-9238-130000-030	(760.00)
Cash Account:	018-9110					\$ (760.00)
	1	6/12/2020	RC	Elementary Principal Yearbooks 40 books @ \$20.00	018-1620-9110-000000-000	40.00
Cash Account:	018-9130					\$ 40.00
	2	6/11/2020	RC	Money from the class of 2020 for new graphics placed on the school walkway	018-1820-9130-000000-000	467.24
Cash Account:	018-9131					\$ 467.24
	2	6/30/2020	RC	Donation for district use Covington Eagle	018-1820-9131-000000-000	200.00
Cash Account:	034-0000					\$ 200.00
	24	6/5/2020	RC	Half-Mill Equalization Payment	034-3219-0000-000000-000	0.00
	24	6/22/2020	RC	Half-Mill Equalization Payment	034-3219-0000-000000-000	23,207.20
Cash Account:	200-9021					\$ 23,207.20

BRADFORD BOARD OF EDUCATION Receipts Ledger Report

Receipt #	Line #	Date	Type	Description	Full Account Code	Amount
	996169	6/5/2020	RC	Donation for district use	200-1820-9021-0000000-030	\$ 200.00
	996202	6/30/2020	RC	Donation for district use	200-1820-9021-0000000-030	(200.00)
Cash Account:	200-9680					\$ 0.00
	996161	6/2/2020	RC	2020 Yearbook Advertising Senior Advertising	200-1620-9680-0000000-000	45.00
Cash Account:	300-9500					\$ 45.00
	996179	6/11/2020	RC	Money from the class of 2020 for Powerlifting accounts in athletics	300-1820-9500-0000000-000	150.00
Cash Account:	300-9514					\$ 150.00
	996170	6/8/2020	RC	Pennys Blacktop Maint # 1247 Advertising for scoreboard	300-1890-9514-0000000-030	(1,000.00)
	996171	6/8/2020	RC	Bradford Ath Boosters #1442 Advertising for scoreboard	300-1890-9514-0000000-030	(4,700.00)
	996172	6/8/2020	RC	Primary Care Internists # 5238- Advertising for scoreboard	300-1890-9514-0000000-030	(1,000.00)
	996173	6/8/2020	RC	Trey Manual #5180 Advertising for scoreboard	300-1890-9514-0000000-030	(1,000.00)
	996174	6/8/2020	RC	Helman Family- Advertising for scoreboard #2518	300-1890-9514-0000000-030	(1,000.00)
	996175	6/8/2020	RC	M & T Excavating #8147 Advertising for scoreboard	300-1890-9514-0000000-030	(4,700.00)
Cash Account:	467-9920					\$ (13,400.00)
	996168	6/5/2020	RC	Student Wellness and Success	467-3219-9920-0000000-040	0.00
	996190	6/22/2020	RC	Student Wellness and Success	467-3219-9920-0000000-040	0.00
Cash Account:	516-9819					\$ 0.00
	996182	6/16/2020	RC	Title Six B Grant for 2018-2019 spent in 2019-2020	516-4231-9819-0000000-000	10,551.86
Cash Account:	516-9920					\$ 10,551.86
	996192	6/22/2020	RC	Title VIB Cash Request	516-4220-9920-0000000-040	107,535.84
Cash Account:	572-9920					\$ 107,535.84
	996166	6/5/2020	RC	Title One for 2019-2020	572-4220-9920-0000000-010	6,174.62
Cash Account:	587-9819					\$ 6,174.62
	996182	6/16/2020	RC	Preschool Grant for 2018-2019 spent in 2019-2020	587-4231-9819-0000000-000	251.83
Cash Account:	587-9920					\$ 251.83

BRADFORD BOARD OF EDUCATION Receipts Ledger Report

Receipt #	Line #	Date	Type	Description	Full Account Code	Amount
	5	6/16/2020	RC	Preschool Grant for 2019-2020	587-4231-9920-0000000-000	\$ 726.24
Cash Account:						\$ 726.24
	1	6/5/2020	RC	Title IIA for 2019-2020	590-4220-9920-0000000-000	1,402.94
Cash Account:						\$ 1,402.94
	1	6/4/2020	RC	SRG Cash Request for 2019-2020	599-4231-9120-0000000-010	9,003.98
	1	6/29/2020	RC	SRG Cash Request for 2019-2020	599-4231-9120-0000000-010	6,004.44
Cash Account:						\$ 15,008.42
	1	6/19/2020	RC	Reap Grant 2019-2020	599-4220-9820-0000000-040	28,203.00
Cash Account:						\$ 28,203.00
	1	6/22/2020	RC	Title IVA Cash Request	599-4220-9920-0000000-000	10,257.95
Cash Account:						\$ 10,257.95
Grand Total						\$ 561,923.22

BRADFORD BOARD OF EDUCATION

Detailed Check Register

Line #	Description	PO #	Invoice #	Date	Void Date	Account Code	Amount
Check # 0	ACCOUNTS_PAYABLE Midwest Auctioneers & Realty 6187 VOID						
Check # 23259	ACCOUNTS_PAYABLE Midwest Auctioneers & Realty 6187 RECONCILED						\$ 3,025.64
Check # 23260	ACCOUNTS_PAYABLE APPLE, INC. 6166 RECONCILED						\$ 3,025.64
Check # 23261	ACCOUNTS_PAYABLE AUDITOR OF STATE 4543 RECONCILED						\$ 1,437.00
Check # 23262	ACCOUNTS_PAYABLE BERNING, JANA Ra BARGA 5257 RECONCILED						\$ 168.10
Check # 23263	ACCOUNTS_PAYABLE BRICKER & ECKLER LLP 5150 RECONCILED						\$ 1,350.00
Check # 23264	ACCOUNTS_PAYABLE COUNCIL ON RURAL SERVICE PRGRM 4406 OUTSTANDING						\$ 798.00
Check # 23265	ACCOUNTS_PAYABLE DP&L 233 RECONCILED						\$ 1,680.00
Check # 23266	ACCOUNTS_PAYABLE HACKETT, NICOLE 6130 RECONCILED						\$ 3,163.11
Check # 23267	ACCOUNTS_PAYABLE HAUER'S MUSIC HOUSE, INC. 2664 RECONCILED						\$ 900.00
Check # 23268	ACCOUNTS_PAYABLE INSTITUTE FOR MULTI-SENSORY 6113 RECONCILED						\$ 120.00
Check # 23269	ACCOUNTS_PAYABLE JOSIEN'S 677 RECONCILED						\$ 359.80
Check # 23270	ACCOUNTS_PAYABLE LASTING IMPRESSIONS 2573 RECONCILED						\$ 461.10
Check # 23271	ACCOUNTS_PAYABLE LEARNING A-Z 4648 RECONCILED						\$ 15.00
Check # 23272	ACCOUNTS_PAYABLE LOWE'S 3714 RECONCILED						\$ 419.90
Check # 23273	ACCOUNTS_PAYABLE MIAMI CO EDUCATIONAL SERVICE C 1963 RECONCILED						\$ 82.59
Check # 23274	ACCOUNTS_PAYABLE MIAMI CO SHERIFF DEPUTY ASSN 4538 RECONCILED						\$ 4,299.22
Check # 23275	ACCOUNTS_PAYABLE NEOLA OF OHIO INC 2589 RECONCILED						\$ 1,320.00

BRADFORD BOARD OF EDUCATION

Detailed Check Register

Line #	Description	PO #	Invoice #	Date	Void Date	Account Code	Amount
Check # 23276	ACCOUNTS_PAYABLE OHIO SCHOOL BOARDS ASSOC 458 OUTSTANDING						\$ 1,225.00
Check # 23277	ACCOUNTS_PAYABLE SOUTHWESTERN OH. EPC 883 OUTSTANDING						\$ 100.00
Check # 23278	ACCOUNTS_PAYABLE TRACTOR SUPPLY CO. 3762 RECONCILED						\$ 1,289.14
Check # 23279	ACCOUNTS_PAYABLE WAIBEL ENERGY SYSTEMS, INC 3792 RECONCILED						\$ 315.94
Check # 23280	ACCOUNTS_PAYABLE WOODHULL/FELTZ C/O US BANK 4599 RECONCILED						\$ 259.12
Check # 23281	ACCOUNTS_PAYABLE BRADFORD BOARD OF 132 RECONCILED						\$ 2,695.46
Check # 23282	ACCOUNTS_PAYABLE CANAN, CASEY 4316 OUTSTANDING						\$ 617.24
Check # 23283	ACCOUNTS_PAYABLE LINE, TIMOTHY 6190 RECONCILED						\$ 475.00
Check # 23284	ACCOUNTS_PAYABLE RENAISSANCE 3021 RECONCILED						\$ 225.00
Check # 23285	ACCOUNTS_PAYABLE DARKE COUNTY EDUCATIONAL 231 RECONCILED						\$ 5,136.06
Check # 23286	ACCOUNTS_PAYABLE AIM MEDIA MIDWEST 237 RECONCILED						\$ 42,564.71
Check # 23287	ACCOUNTS_PAYABLE AMERICAN FIDELITY ADMIN SERVIC 5242 RECONCILED						\$ 89.00
Check # 23288	ACCOUNTS_PAYABLE BROWN SUPPLY COMPANY 956 RECONCILED						\$ 61.25
Check # 23289	ACCOUNTS_PAYABLE CARDMEMBER SERVICE 5362 RECONCILED						\$ 383.60
Check # 23290	ACCOUNTS_PAYABLE CDW-GOVERNMENT 4947 RECONCILED						\$ 355.80
Check # 23291	ACCOUNTS_PAYABLE COUNCIL ON RURAL SERVICE PRGRM 4406 OUTSTANDING						\$ 27,492.00
Check # 23292	ACCOUNTS_PAYABLE DAILY ADVOCATE E-EDITION 5400 RECONCILED						\$ 875.00
							\$ 253.50

BRADFORD BOARD OF EDUCATION

Detailed Check Register

Line #	Description	PO #	Invoice #	Date	Void Date	Account Code	Amount
Check # 23293	ACCOUNTS_PAYABLE DARKE COUNTY EDUCATIONAL 231 RECONCILED						\$ 34,365.00
Check # 23294	ACCOUNTS_PAYABLE DICKMAN SUPPLY INC 3915 RECONCILED						\$ 190.86
Check # 23295	ACCOUNTS_PAYABLE DIRECT ENERGY BUSINESS 5232 RECONCILED						\$ 649.45
Check # 23296	ACCOUNTS_PAYABLE JOSTEN'S 677 RECONCILED						\$ 1,436.00
Check # 23297	ACCOUNTS_PAYABLE MIAMI CO EDUCATIONAL SERVICE C 1963 RECONCILED						\$ 10,510.99
Check # 23298	ACCOUNTS_PAYABLE NHS Store 4508 RECONCILED						\$ 385.00
Check # 23299	ACCOUNTS_PAYABLE OHIO DEPARTMENT OF COMMERCE 3412 RECONCILED						\$ 98.25
Check # 23300	ACCOUNTS_PAYABLE OHIO DEPARTMENT OF JOB AND 453 RECONCILED						\$ 1,445.46
Check # 23301	ACCOUNTS_PAYABLE PENNY'S BLACKTOP MAINTENANCE 4825 RECONCILED						\$ 13,000.00
Check # 23302	ACCOUNTS_PAYABLE RAPID PRINTING 1423 RECONCILED						\$ 358.75
Check # 23303	ACCOUNTS_PAYABLE RUMPKE OF OHIO 1265 RECONCILED						\$ 609.04
Check # 23304	ACCOUNTS_PAYABLE SCHOOL SPECIALTY 4594 RECONCILED						\$ 458.09
Check # 23305	ACCOUNTS_PAYABLE STAPLES CREDIT PLAN 2694 RECONCILED						\$ 11.51
Check # 23306	ACCOUNTS_PAYABLE VARTEK SERVICES, INC 3622 RECONCILED						\$ 6,873.42
Check # 23307	ACCOUNTS_PAYABLE VECTREN ENERGY DELIVERY 3643 RECONCILED						\$ 469.57
Check # 23308	ACCOUNTS_PAYABLE Voyager Sopris Learning, Inc 6170 RECONCILED						\$ 99.00
Check # 23309	ACCOUNTS_PAYABLE WEST CENTRAL DETENTION 1996 RECONCILED						\$ 900.00
Check # 23310	ACCOUNTS_PAYABLE WESWURD 4804 RECONCILED						

BRADFORD BOARD OF EDUCATION Detailed Check Register

Line #	Description	PO #	Invoice #	Date	Void Date	Account Code	Amount
Check # 23311	ACCOUNTS_PAYABLE AMERICAN FIDELITY ASSURANCE 3970 RECONCILED						\$ 540.00
Check # 23312	ACCOUNTS_PAYABLE AMERICAN FIDELITY ASSURANCE 4967 RECONCILED						\$ 2,330.76
Check # 23313	ACCOUNTS_PAYABLE SOUTHWESTERN OH. EPC 883 OUTSTANDING						\$ 1,148.20
Check # 23314	ACCOUNTS_PAYABLE AMAZON CREDIT LINE/SYNCHRONY 6110 RECONCILED						\$ 62,234.67
Check # 23315	ACCOUNTS_PAYABLE BRADFORD BOARD OF 132 RECONCILED						\$ 2,700.57
Check # 23316	ACCOUNTS_PAYABLE BRICKER & ECKLER LLP 5150 RECONCILED						\$ 508.35
Check # 23317	ACCOUNTS_PAYABLE BROWN SUPPLY COMPANY 956 RECONCILED						\$ 924.50
Check # 23318	ACCOUNTS_PAYABLE GORDON STOWE & ASSOCIATES 3254 OUTSTANDING						\$ 15.80
Check # 23319	ACCOUNTS_PAYABLE HOCKER'S SERVICE 320 RECONCILED						\$ 55.00
Check # 23320	ACCOUNTS_PAYABLE KOORSEN FIRE & SECURITY INC 4994 OUTSTANDING						\$ 1,536.80
Check # 23321	ACCOUNTS_PAYABLE Miami County Dept of Development 6196 RECONCILED						\$ 1,007.50
Check # 23322	ACCOUNTS_PAYABLE MONTGOMERY CO EDUC SERVICE CTR 1098 RECONCILED						\$ 538.16
Check # 23323	ACCOUNTS_PAYABLE OHIO SOCIETY OF CPA'S 906090 RECONCILED						\$ 72,398.76
Check # 23324	ACCOUNTS_PAYABLE SCHOOL SPECIALTY 4594 RECONCILED						\$ 165.00
Check # 23325	ACCOUNTS_PAYABLE SHERWIN WILLIAMS 2092 RECONCILED						\$ 449.00
Check # 23326	ACCOUNTS_PAYABLE TIME WARNER CABLE 3675 RECONCILED						\$ 126.75
Check # 23327	ACCOUNTS_PAYABLE TREVINO, BILL 5341 OUTSTANDING						\$ 729.44
							\$ 1,000.00

Reporting Period: June 2020 (FY 2020)
 Start Date: 06/01/2020
 End Date: 06/30/2020

7/1/20 4:19 PM

BRADFORD BOARD OF EDUCATION Detailed Check Register

Line #	Description	PO #	Invoice #	Date	Void Date	Account Code	Amount
Check # 23328	ACCOUNTS_PAYABLE Voyager Sopris Learning, Inc	6170	OUTSTANDING				\$ 59.00
Check # 23329	REFUND PAYSCHOOLS	4578	OUTSTANDING				\$ 150.00
Check # 23330	ACCOUNTS_PAYABLE ANSONIA BOARD OF EDUCATION	120	OUTSTANDING				\$ 3,500.00
Check # 23331	ACCOUNTS_PAYABLE APPLE FARM SERVICE	104	OUTSTANDING				\$ 2,595.86
Check # 23332	ACCOUNTS_PAYABLE BROWN SUPPLY COMPANY	956	OUTSTANDING				\$ 16.20
Check # 23333	ACCOUNTS_PAYABLE SCHMITZ, TINA	5192	OUTSTANDING				\$ 100.00
Check # 23334	ACCOUNTS_PAYABLE SURBER, CARLA G	6012	OUTSTANDING				\$ 602.50
Check # 23335	ACCOUNTS_PAYABLE TRACTOR SUPPLY CO.	3762	OUTSTANDING				\$ 184.91
Check # 23336	ACCOUNTS_PAYABLE FREYTAG & ASSOCIATES, INC	6175	OUTSTANDING				\$ 8,760.00
Check # 23337	ACCOUNTS_PAYABLE NEXTSTEP NETWORKING	6183	OUTSTANDING				\$ 18,029.00
Check # 211510	PAYROLL null null		RECONCILED				\$ 169,035.98
Check # 211511	ACCOUNTS_PAYABLE GREENVILLE NATIONAL BANK	900744	RECONCILED				\$ 2,326.66
Check # 211512	ACCOUNTS_PAYABLE School Employees Retirement	900885	RECONCILED				\$ 377.82
Check # 211513	ACCOUNTS_PAYABLE School Employees Retirement	900885	RECONCILED				\$ 5,002.34
Check # 211514	ACCOUNTS_PAYABLE STATE TEACHERS RETIREMENT	900847	RECONCILED				\$ 2,064.65
Check # 211515	ACCOUNTS_PAYABLE STATE TEACHERS RETIREMENT	900847	RECONCILED				\$ 0.00
Check # 211516	PAYROLL null null		RECONCILED				\$ 152,246.39
Check # 211517	ACCOUNTS_PAYABLE GREENVILLE NATIONAL BANK	900744	VOID				

BRADFORD BOARD OF EDUCATION Detailed Check Register

Line #	Description	PO #	Invoice #	Date	Void Date	Account Code	Amount
Check # 211518	PAYROLL null null RECONCILED						\$ 2,126.24
Check # 211519	ACCOUNTS_PAYABLE GREENVILLE NATIONAL BANK 900744 RECONCILED						\$ 128.58
Check # 211520	ACCOUNTS_PAYABLE School Employees Retirement 900885 RECONCILED						\$ 2,128.10
Check # 211521	ACCOUNTS_PAYABLE School Employees Retirement 900885 RECONCILED						\$ 377.82
Check # 211522	ACCOUNTS_PAYABLE STATE TEACHERS RETIREMENT 900847 RECONCILED						\$ 4,875.94
Check # 211523	ACCOUNTS_PAYABLE STATE TEACHERS RETIREMENT 900847 RECONCILED						\$ 2,064.65
Check # 902073	ACCOUNTS_PAYABLE VILLAGE OF BRADFORD 900593 RECONCILED						\$ 0.00
Check # 902074	ACCOUNTS_PAYABLE Ohio Bureau of Workers Comp 902233 RECONCILED						\$ 542.00
Check # 902075	ACCOUNTS_PAYABLE WEX BANK 903680 RECONCILED						\$ 721.72
Check # 902076	ACCOUNTS_PAYABLE US BANK 900887 RECONCILED						\$ 218.23
Check # 902077	ACCOUNTS_PAYABLE CDW-GOVERNMENT 4947 RECONCILED						\$ 17.99
Check # 902078	ACCOUNTS_PAYABLE APPLE, INC. 6166 RECONCILED						\$ 0.00
Check # 902079	ACCOUNTS_PAYABLE Ohio Bureau of Workers Comp 902233 OUTSTANDING						\$ 0.00
Check # 902080	ACCOUNTS_PAYABLE TEAM EXPRESS 5072 RECONCILED						\$ 721.72
Check # 902094	ACCOUNTS_PAYABLE Journal Entry 900000 RECONCILED						\$ 0.00
Check # 920072	ACCOUNTS_PAYABLE PIQUA HIGH SCHOOL 3216 RECONCILED						\$ 0.00
Grand Total							\$ 706,281.87

BRADFORD BOARD OF EDUCATION

Appropriations and Receivables by Cash Account

	Initial Cash	Prior Year Encumbrance	FYTD Receivable	FYTD Appropriated	FYTD Received	Cash+Rcvbl-CO-App
Fund: 001	\$ 6,712,979.95	\$ 302,440.42	\$ 7,354,239.33	\$ 8,771,756.07	\$ 7,598,805.50	\$ 4,993,022.79
Fund: 002	\$ 149,106.49	\$ 0.00	\$ 101,089.00	\$ 223,191.75	\$ 96,237.62	\$ 27,003.74
Fund: 003	\$ 441,263.90	\$ 0.00	\$ 0.00	\$ 50,000.00	\$ 0.00	\$ 391,263.90
Fund: 006	\$ 107,909.84	\$ (739.63)	\$ 244,777.00	\$ 307,188.92	\$ 210,861.80	\$ 46,237.55
Fund: 007	\$ 45,631.36	\$ 7,250.00	\$ 17,133.92	\$ 29,825.00	\$ 17,310.70	\$ 25,690.28
Fund: 008	\$ 54,700.80	\$ 1,000.00	\$ 830.43	\$ 3,835.00	\$ 856.07	\$ 50,696.23
Fund: 009	\$ 0.00	\$ 0.00	\$ 6,881.50	\$ 2,700.00	\$ 5,008.50	\$ 4,181.50
Fund: 018	\$ 31,416.70	\$ 673.26	\$ 37,177.08	\$ 43,439.60	\$ 28,020.50	\$ 24,480.92
Fund: 019	\$ 32,294.06	\$ 5,088.75	\$ 19,786.00	\$ 15,877.92	\$ 19,786.00	\$ 31,113.39
Fund: 022	\$ 970.84	\$ 0.00	\$ 0.00	\$ 832.70	\$ 0.00	\$ 138.14
Fund: 034	\$ 484,734.94	\$ 0.00	\$ 45,350.00	\$ 10,400.00	\$ 43,758.97	\$ 519,684.94
Fund: 200	\$ 30,775.96	\$ 4,559.32	\$ 43,880.53	\$ 57,515.62	\$ 50,651.53	\$ 12,581.55
Fund: 300	\$ 52,873.21	\$ 40,390.57	\$ 65,820.08	\$ 57,931.73	\$ 116,820.08	\$ 20,370.99
Fund: 451	\$ 0.00	\$ 0.00	\$ 3,600.00	\$ 3,600.00	\$ 3,600.00	\$ 0.00
Fund: 467	\$ 0.00	\$ 0.00	\$ 135,870.00	\$ 135,870.00	\$ 135,598.11	\$ 0.00
Fund: 499	\$ 2,863.15	\$ 0.00	\$ 44,792.40	\$ 42,863.15	\$ 44,792.40	\$ 4,792.40
Fund: 516	\$ 0.00	\$ 0.00	\$ 118,087.70	\$ 118,087.70	\$ 118,087.70	\$ 0.00
Fund: 572	\$ 485.84	\$ 0.00	\$ 140,788.41	\$ 140,963.49	\$ 190,788.41	\$ 310.76
Fund: 587	\$ 282.42	\$ 282.42	\$ 2,496.92	\$ 989.03	\$ 2,496.92	\$ 1,507.89
Fund: 590	\$ 0.00	\$ 0.00	\$ 19,784.48	\$ 19,784.48	\$ 21,187.42	\$ 0.00
Fund: 599	\$ 628.85	\$ 207.50	\$ 167,587.44	\$ 147,483.84	\$ 283,636.68	\$ 20,524.95
Grand Total	\$ 8,148,918.31	\$ 361,152.61	\$ 8,569,972.22	\$ 10,184,136.00	\$ 8,988,304.91	\$ 6,173,601.92

BRADFORD BOARD OF EDUCATION Transfer Advance Summary

Fund	Scc	Description	Transfers In	Transfers Out	Transfer Variance	Advances In	Advances Out	Advance Variance
001	0000	GENERAL FUND	\$ 0.00	\$ 564.36	\$ (564.36)	\$ 0.00	\$ 228,488.22	\$ (228,488.22)
300	9002	WASHINGTON DC TRIP - 8TH GRADE	564.36	0.00	564.36	26,000.00	0.00	26,000.00
300	9500	ATHLETIC DIRECTOR	0.00	0.00	0.00	25,000.00	0.00	25,000.00
499	9819	Ohio Climate Grant	0.00	0.00	0.00	0.00	0.00	0.00
572	9920	TITLE ONE 2019-2020 SCHOOL YEAR	19,784.48	0.00	19,784.48	50,000.00	0.00	50,000.00
587	9119	TITLE 6B RESTORATION MONEY	0.00	0.00	0.00	0.00	0.00	0.00
587	9120	RESTORATION GRANT 2019-2020	0.00	0.00	0.00	10.96	0.00	10.96
590	9920	TITLE IIA FOR THE 2018-2019 SCHOOL YEAR	0.00	19,784.48	(19,784.48)	1,402.94	0.00	1,402.94
599	9119	MISC. FED. GRANT	0.00	0.00	0.00	25,000.00	0.00	25,000.00
599	9120	STRIVING READERS GRANT 2019-2020	0.00	0.00	0.00	101,074.32	0.00	101,074.32
599	9819	TITLE IV FOR THE 2018-2019 SCHOOL YEAR	0.00	0.00	0.00	0.00	0.00	0.00
Grand Total			\$ 20,348.84	\$ 20,348.84	\$ 0.00	\$ 228,488.22	\$ 228,488.22	\$ 0.00

BRADFORD BOARD OF EDUCATION Transfer Advance Activity Report

Reference #	Date	Item Description	Full Account Code	Type	Received Amount	Expended Amount
Cash Account:	001-0000					
66	8/31/2018	to adv money for operations	001-7410-921-0000-000000-000-00-000	ADVANCE		\$ 40,000.00
67	8/31/2018	to adv money for operations	001-7410-921-0000-000000-000-00-000	ADVANCE		15,000.00
71	9/10/2018	TO TRANSFER MONEY FOR 201819	001-7410-921-0000-000000-000-00-000	ADVANCE		15,000.00
68	9/26/2018	TO REPAY 2018 ADVANCE 06/30/20	001-5220-0000-000000-000	LEGACY_REPAY	2,535.00	
70	9/26/2018	TO REPAY 2018 ADVANCE 06/30/20	001-5220-0000-000000-000	LEGACY_REPAY	147.50	
69	9/26/2018	TO REPAY 2018 ADVANCE 06/30/20	001-5220-0000-000000-000	LEGACY_REPAY	8,116.00	
72	10/31/2018	to transfer funds to title i	001-7410-921-0000-000000-000-00-000	ADVANCE		15,000.00
73	10/31/2018	to advance SRS 599 9199	001-7410-921-0000-000000-000-00-000	ADVANCE		23,897.00
74	11/30/2018	PAYBACK GFUND FROM WASH DC TRP	001-5220-0000-000000-000	LEGACY_REPAY	10,000.00	
75	3/31/2019	WASH DC TRIP ADVANCE FOR TRIP	001-7410-921-0000-000000-000-00-000	ADVANCE		32,000.00
78	6/24/2019	to repay athletic 1819 advance	001-5220-0000-000000-000	LEGACY_REPAY	40,000.00	
86	6/24/2019	to repay advance in reap grant	001-5220-0000-000000-000	LEGACY_REPAY	24,338.00	
77	6/24/2019	to repay athletic advance	001-5220-0000-000000-000	LEGACY_REPAY	11,000.00	
79	6/24/2019	to repay WASHDC trip advance	001-5220-0000-000000-000	LEGACY_REPAY	32,000.00	
81	6/24/2019	to payback title advance 1819	001-5220-0000-000000-000	LEGACY_REPAY	45,000.00	
87	6/24/2019	TO REPAY SMALL RURAL SCHOOL GT	001-5220-0000-000000-000	LEGACY_REPAY	23,897.00	
85	6/24/2019	to transfer athletic money	001-7200-911-0000-000000-000-00-000	TRANSFER		40,000.00
80	6/24/2019	to adv wash dc trip 19-20	001-7410-921-0000-000000-000-00-000	ADVANCE		20,000.00
84	6/24/2019	to adv title iv grant 18-19	001-7410-921-0000-000000-000-00-000	ADVANCE		11,943.11
83	6/24/2019	to adv 6b restoration grant	001-7410-921-0000-000000-000-00-000	ADVANCE		1,507.89
82	6/24/2019	to adv climate grant 18-19	001-7410-921-0000-000000-000-00-000	ADVANCE		4,792.40
88	6/24/2019	TO ADVANCE FOR STRIVING RDRS G	001-7410-921-0000-000000-000-00-000	ADVANCE		8,530.53
					\$ 197,033.50	\$ 227,670.93
Cash Account:	300-9002					
74	11/30/2018	PAYBACK GFUND FROM WASH DC TRP	300-7420-922-9002-000000-000-00-000	LEGACY_REPAY		10,000.00
75	3/31/2019	WASH DC TRIP ADVANCE FOR TRIP	300-5210-9002-000000-000	ADVANCE	32,000.00	
80	6/24/2019	to adv wash dc trip 19-20	300-5210-9002-000000-000	ADVANCE	20,000.00	
79	6/24/2019	to repay WASHDC trip advance	300-7420-922-9002-000000-000-00-000	LEGACY_REPAY		32,000.00
					\$ 52,000.00	\$ 42,000.00
Cash Account:	300-9500					
66	8/31/2018	to adv money for operations	300-5210-9500-000000-000	ADVANCE	40,000.00	
85	6/24/2019	to transfer athletic money	300-5100-9500-000000-000	TRANSFER	40,000.00	
77	6/24/2019	to repay athletic advance	300-7420-922-9500-000000-000-00-000	LEGACY_REPAY		11,000.00
78	6/24/2019	to repay athletic 1819 advance	300-7420-922-9500-000000-000-00-000	LEGACY_REPAY		40,000.00
					\$ 80,000.00	\$ 51,000.00
Cash Account:	499-9718					
70	9/26/2018	TO REPAY 2018 ADVANCE 06/30/20	499-7420-922-9718-000000-000-00-000	LEGACY_REPAY		147.50
						\$ 147.50

BRADFORD BOARD OF EDUCATION Transfer Advance Activity Report

Reference #	Date	Item Description	Full Account Code	Type	Received Amount	Expended Amount
82	6/24/2019	to adv climate grant 18-19	499-5210-9819-0000000-010	ADVANCE	\$ 4,792.40	
Cash Account:					\$ 4,792.40	
67	8/31/2018	to adv money for operations	572-5210-9819-0000000-000	ADVANCE	15,000.00	
71	9/10/2018	TO TRANSFER MONEY FOR 201819	572-5210-9819-0000000-000	ADVANCE	15,000.00	
72	10/31/2018	to transfer funds to title i	572-5210-9819-0000000-000	ADVANCE	15,000.00	
76	6/24/2019	TO ALLOCATE TITLE 2 TO TITLE 1	572-5100-9819-0000000-010	TRANSFER	18,120.09	
81	6/24/2019	to payback title advance 1819	572-7420-922-9819-0000000-010-00-000	LEGACY_REPAY	45,000.00	
Cash Account:					\$ 63,120.09	\$ 45,000.00
83	6/24/2019	to adv 6b restoration grant	587-5210-9119-0000000-010	ADVANCE	1,507.89	
Cash Account:					\$ 1,507.89	
76	6/24/2019	TO ALLOCATE TITLE 2 TO TITLE 1	590-7200-911-9819-0000000-010-00-000	TRANSFER	18,120.09	
Cash Account:					\$ 18,120.09	
88	6/24/2019	TO ADVANCE FOR STRIVING RDRS G	599-5210-9119-0000000-010	ADVANCE	8,530.53	
Cash Account:					\$ 8,530.53	
73	10/31/2018	to advance SRSG 599 9199	599-5210-9199-0000000-000	ADVANCE	23,897.00	
87	6/24/2019	TO REPAY SMALL RURAL SCHOOL GT	599-7420-922-9199-0000000-000-00-000	LEGACY_REPAY	23,897.00	
Cash Account:					\$ 23,897.00	\$ 23,897.00
69	9/26/2018	TO REPAY 2018 ADVANCE 06/30/20	599-7420-922-9718-0000000-000-00-000	LEGACY_REPAY	8,116.00	
Cash Account:					\$ 8,116.00	
84	6/24/2019	to adv title iv grant 18-19	599-5210-9819-0000000-000	ADVANCE	11,943.11	
Cash Account:					\$ 11,943.11	
68	9/26/2018	TO REPAY 2018 ADVANCE 06/30/20	599-7420-922-9917-0000000-000-00-000	LEGACY_REPAY	2,535.00	
Cash Account:					\$ 2,535.00	
86	6/24/2019	to repay advance in reap grant	599-7420-922-9918-0000000-000-00-000	LEGACY_REPAY	24,338.00	
Cash Account:					\$ 24,338.00	\$ 442,824.52
Grand Total					\$ 442,824.52	\$ 442,824.52

BRADFORD BOARD OF EDUCATION SSDT Negative Budget Report

Full Account Code	Description	FYTD Expendable	MTD Expended	FYTD Expended	Current Encumbrance	FYTD Unencumbered
Fund: 001						
Fund-SCC: 001-0000						
001-7410-921-0000-0000-00-000	ADVANCES OUT	\$ 0.00	\$ 16,085.28	\$ 228,488.22	\$ 0.00	\$ (228,488.22)
		\$ 0.00	\$ 16,085.28	\$ 228,488.22	\$ 0.00	\$ (228,488.22)
		\$ 0.00	\$ 16,085.28	\$ 228,488.22	\$ 0.00	\$ (228,488.22)
Fund: 300						
Fund-SCC: 300-9002						
300-7420-922-9002-000000-000-000	DISTRICT MANAGED ACT REPAYMENT RETURN	0.00	46,000.00	46,000.00	0.00	(46,000.00)
		\$ 0.00	\$ 46,000.00	\$ 46,000.00	\$ 0.00	\$ (46,000.00)
Fund-SCC: 300-9500						
300-7420-922-9500-000000-000-000	ADVANCE RETURN	0.00	25,000.00	25,000.00	0.00	(25,000.00)
		\$ 0.00	\$ 25,000.00	\$ 25,000.00	\$ 0.00	\$ (25,000.00)
		\$ 0.00	\$ 71,000.00	\$ 71,000.00	\$ 0.00	\$ (71,000.00)
Fund: 499						
Fund-SCC: 499-9819						
499-7420-922-9819-000000-000-000	Ohio Climate Grant Payback	0.00	4,792.40	4,792.40	0.00	(4,792.40)
		\$ 0.00	\$ 4,792.40	\$ 4,792.40	\$ 0.00	\$ (4,792.40)
		\$ 0.00	\$ 4,792.40	\$ 4,792.40	\$ 0.00	\$ (4,792.40)
Fund: 572						
Fund-SCC: 572-9920						
572-7420-922-9920-000000-000-000	TITLE ONE ADVANCE REPAYMENT	0.00	50,000.00	50,000.00	0.00	(50,000.00)
		\$ 0.00	\$ 50,000.00	\$ 50,000.00	\$ 0.00	\$ (50,000.00)
		\$ 0.00	\$ 50,000.00	\$ 50,000.00	\$ 0.00	\$ (50,000.00)
Fund: 587						
Fund-SCC: 587-9119						
587-7420-922-9119-000000-000-000	6B Restoration Grant Advance Payback	0.00	1,507.89	1,507.89	0.00	(1,507.89)
		\$ 0.00	\$ 1,507.89	\$ 1,507.89	\$ 0.00	\$ (1,507.89)
		\$ 0.00	\$ 1,507.89	\$ 1,507.89	\$ 0.00	\$ (1,507.89)
Fund: 590						
Fund-SCC: 590-9920						
590-7420-922-9920-000000-000-000	IMPROVING TCHR QUALITY REPAYMENT RETURN	0.00	1,402.94	1,402.94	0.00	(1,402.94)
		\$ 0.00	\$ 1,402.94	\$ 1,402.94	\$ 0.00	\$ (1,402.94)
		\$ 0.00	\$ 1,402.94	\$ 1,402.94	\$ 0.00	\$ (1,402.94)
Fund: 599						
Fund-SCC: 599-9119						

**BRADFORD BOARD OF EDUCATION
 SSDT Negative Budget Report**

Full Account Code	Description	FYTD Expendable	MTD Expended	FYTD Expended	Current Encumbrance	FYTD Unencumbered
599-7420-922-9119-000000-000-00-000	Striving Readers Grant Adv Payback	\$ 0.00	\$ 33,530.53	\$ 33,530.53	\$ 0.00	\$ (33,530.53)
Fund-SCC: 599-9120		\$ 0.00	\$ 33,530.53	\$ 33,530.53	\$ 0.00	\$ (33,530.53)
599-7420-922-9120-000000-000-00-000	REAP GRANT 2018	0.00	85,000.00	85,000.00	0.00	(85,000.00)
Fund-SCC: 599-9819		\$ 0.00	\$ 85,000.00	\$ 85,000.00	\$ 0.00	\$ (85,000.00)
599-7420-922-9819-000000-000-00-000	Title IV Advance for Grants	0.00	11,943.11	11,943.11	0.00	(11,943.11)
Grand Total		\$ 0.00	\$ 11,943.11	\$ 11,943.11	\$ 0.00	\$ (11,943.11)
		\$ 0.00	\$ 130,473.64	\$ 130,473.64	\$ 0.00	\$ (130,473.64)
		\$ 0.00	\$ 275,262.15	\$ 487,665.09	\$ 0.00	\$ (487,665.09)

JUNE 2020 AMENDED CERTIFICATE

BRADFORD EXEMPTED VILLAGE SCHOOLS	5/31/2020		6/30/2020		INCREASE
FUND 001	\$	7,354,239.33	\$	7,354,239.33	\$ -
FUND 002	\$	101,089.00	\$	101,089.00	\$ -
FUND 003	\$	-	\$	-	\$ -
FUND 006	\$	244,777.00	\$	244,777.00	\$ -
FUND 007	\$	15,750.00	\$	17,133.92	\$ 1,383.92
FUND 008	\$	1,250.00	\$	830.43	\$ (419.57)
FUND 009	\$	3,460.00	\$	6,881.50	\$ 3,421.50
FUND 010	\$	-	\$	-	\$ -
FUND 018	\$	17,182.00	\$	37,177.08	\$ 19,995.08
FUND 019	\$	2,403.00	\$	19,786.00	\$ 17,383.00
FUND 022	\$	1,700.00	\$	-	\$ (1,700.00)
FUND 034	\$	45,350.00	\$	45,350.00	\$ -
FUND 200	\$	40,173.00	\$	43,880.53	\$ 3,707.53
FUND 300	\$	143,300.00	\$	65,820.08	\$ (77,479.92)
FUND 451	\$	3,600.00	\$	3,600.00	\$ -
FUND 467	\$	135,870.00	\$	135,870.00	\$ -
FUND 499	\$	4,792.40	\$	44,792.40	\$ 40,000.00
FUND 516	\$	107,567.54	\$	118,087.70	\$ 10,520.16
FUND 572	\$	140,039.89	\$	140,788.41	\$ 748.52
FUND 587	\$	2,382.81	\$	2,496.92	\$ 114.11
FUND 590	\$	19,784.48	\$	19,784.48	\$ -
FUND 599	\$	165,592.24	\$	167,587.44	\$ 1,995.20
	\$	8,550,302.69	\$	8,569,972.22	\$ 19,669.53

JUNE APPROPRIATION

BRADFORD EXEMPTED VILLAGE SCHOOLS	5/31/2020			6/30/2020			INCREASE
FUND 001	\$	8,838,511.48		\$	8,771,756.07	\$	(66,755.41)
FUND 002	\$	223,191.75		\$	223,191.75	\$	-
FUND 003	\$	50,000.00		\$	50,000.00	\$	-
FUND 006	\$	301,076.48		\$	307,188.92	\$	6,112.44
FUND 007	\$	24,700.00		\$	29,825.00	\$	5,125.00
FUND 008	\$	3,835.00		\$	3,835.00	\$	-
FUND 009	\$	2,700.00		\$	2,700.00	\$	-
FUND 018	\$	44,112.86		\$	43,439.60	\$	15,877.92
FUND 019	\$	20,966.67		\$	15,877.92	\$	(5,088.75)
FUND 022	\$	1,532.70		\$	832.70	\$	(700.00)
FUND 034	\$	10,400.00		\$	10,400.00	\$	-
FUND 200	\$	61,749.54		\$	57,515.62	\$	(4,233.92)
FUND 300	\$	175,662.30		\$	57,931.73	\$	(117,730.57)
FUND 451	\$	3,600.00		\$	3,600.00	\$	-
FUND 467	\$	135,870.00		\$	135,870.00	\$	44,792.40
FUND 499	\$	2,863.15		\$	42,863.15	\$	40,000.00
FUND 516	\$	107,567.54		\$	118,087.70	\$	10,520.16
FUND 572	\$	140,039.89		\$	140,963.49	\$	923.60
FUND 587	\$	293.38		\$	989.03	\$	695.65
FUND 590	\$	19,784.48		\$	19,784.48	\$	-
FUND 599	\$	142,684.27		\$	147,483.84	\$	4,799.57
	\$	10,311,141.49		\$	10,184,136.00	\$	(65,661.91)

BRADFORD BOARD OF EDUCATION Appropriations and Receivables by Cash Account

Fund	SCC	Description	Initial Cash	FY1D Received	FY1D Expended	Fund Balance	Prior Year Encumbrance	Encumbrance	Unencumbered Balance	FYTD Receivable	FYTD Appropriated
301	0000	GENERAL FUND	\$ 6,766,856.29	\$ 7,463,548.34	\$ 6,737,141.05	\$ 7,493,263.58	\$ 300,599.13	\$ 387,340.02	\$ 7,105,923.56	\$ 7,306,059.90	\$ 8,267,831.53
301	9000	GENERAL	5,151.82	0.00	0.00	5,151.82	0.00	0.00	5,151.82	0.00	0.00
301	9002	SED BUS PURCHASE SET-ASIDES DARKE CO	31,156.92	0.00	0.00	31,156.92	0.00	0.00	31,156.92	0.00	0.00
301	9003	MH BUS PURCHASE SET-ASIDES - DARKE CO	66,502.99	0.00	0.00	66,502.99	0.00	0.00	66,502.99	0.00	0.00
301	9045	GENERAL	58,577.16	25,846.34	0.00	84,423.50	0.00	0.00	84,423.50	26,048.43	0.00
301	9118	STRIVING READERS GRANT GF 18-19	(5,751.65)	0.00	0.00	(5,751.65)	0.00	0.00	(5,751.65)	0.00	13,719.16
301	9119	STRIVING READERS GRANT	(17,419.58)	0.00	294.41	(17,713.99)	0.00	0.00	(17,713.99)	0.00	17,963.40
301	9120	2020 STRIVING READERS GRANT	0.00	0.00	0.00	0.00	0.00	0.00	0.00	0.00	10,500.00
301	9121	TEXTBOOK AND INSTRUCTIONAL MATERIALS SET-ASID	80,142.44	0.00	4,779.24	75,363.20	141.29	362.53	75,000.67	0.00	11,958.23
301	9122	CAPITAL MAINTENANCE SET-ASIDES	(434,022.97)	91,314.97	155,016.69	(497,724.69)	1,250.00	104,551.54	(602,276.23)	0.00	319,130.54
301	9125	Cafeteria Plan Refunds	651.98	0.00	0.00	651.98	0.00	0.00	651.98	0.00	0.00
301	9139	Miami County Services	(1,900.00)	0.00	1,850.00	(3,750.00)	0.00	0.00	(3,750.00)	0.00	4,005.00
301	9154	MEDICAID REIMBURSEMENT	19,225.54	2,574.36	0.00	21,799.90	0.00	0.00	21,799.90	19,226.00	0.00
301	9158	OHIO HIGH SCHOOL ATHLETIC ASSN	404.65	0.00	0.00	404.65	0.00	0.00	404.65	405.00	0.00
301	9194	GENERAL FUND - STATE BUS PURCHASE ALLOWANCE	4,229.48	0.00	3,804.48	425.00	0.00	0.00	425.00	0.00	4,229.48
301	9195	GENERAL FUND - PARITY	116,690.81	0.00	0.00	116,690.81	0.00	0.00	116,690.81	0.00	0.00
301	9201	TUITION REIMBURSEMENT REPAYMENT	0.00	750.00	0.00	750.00	0.00	0.00	750.00	0.00	0.00
301	9215	BOOSTER CLUB MONEY FOR FOOD ACTIVITIES	90.62	1,245.45	1,325.31	10.76	0.00	0.00	10.76	2,200.00	2,285.45
301	9221	TRANSPORATION USING VAN	(379.47)	0.00	0.00	(379.47)	0.00	0.00	(379.47)	0.00	750.00
301	9222	GENERAL	517.41	126.04	0.00	643.45	0.00	0.00	643.45	300.00	0.00
301	9318	PETTY CASH ACCOUNTS	0.00	0.00	0.00	0.00	0.00	0.00	0.00	0.00	101.00
301	9320	GENERAL	30.00	0.00	0.00	30.00	0.00	0.00	30.00	0.00	0.00
301	9412	GENERAL STATE SETASIDE	113,345.65	0.00	0.00	113,345.65	0.00	0.00	113,345.65	0.00	0.00
301	9500	GENERAL	0.00	13,400.00	0.00	13,400.00	0.00	28,000.00	(14,600.00)	0.00	28,000.00
301	9718	GENERAL	(62,728.71)	0.00	0.00	(62,728.71)	0.00	0.00	(62,728.71)	0.00	10,721.64
301	9819	FEDERAL GRANT EXPENDITURES IN GENERAL FUND	(13,302.77)	0.00	27,183.18	(40,485.95)	0.00	0.00	(40,485.95)	0.00	39,218.00
301	9900	Previous Years Expenditures	(15,088.66)	0.00	0.00	(15,088.66)	0.00	0.00	(15,088.66)	0.00	15,079.50
301	9920	EXPENDITURES FOR THE 2019-2020 YEAR	0.00	0.00	24,429.37	(24,429.37)	450.00	2,190.00	(26,619.37)	0.00	26,263.14
302	0000	BOND RETIREMENT 4.12 MILLS BOND REG/BLDG 2020	127,568.03	83,875.56	104,193.34	107,250.25	0.00	0.00	107,250.25	88,335.00	195,281.53
302	9020	BOND RETIREMENT .58 MILLS BOND SITE 2020	21,538.46	12,362.06	14,902.88	18,997.64	0.00	0.00	18,997.64	12,754.00	27,910.22

BRADFORD BOARD OF EDUCATION Appropriations and Receivables by Cash Account

Fund	SCC	Description	Initial Cash	FYTD Received	FYTD Expended	Fund Balance	Prior Year Encumbrance	Encumbrance	Unencumbered Balance	FYTD Receivable	FYTD Appropriated
303	0000	PERMANENT IMPROVEMENT FUND	\$ 441,263.90	\$ 0.00	\$ 0.00	\$ 441,263.90	\$ 0.00	\$ 0.00	\$ 441,263.90	\$ 0.00	\$ 50,000.00
306	0000	LUNCHROOM/FOOD SERVICE	107,909.84	210,861.80	232,970.85	85,800.79	(739.63)	700.00	85,100.79	244,777.00	307,038.92
306	9318	PETTY CASH ACCOUNTS	0.00	0.00	0.00	0.00	0.00	0.00	0.00	0.00	150.00
307	9000	UNCLAIMED FUNDS	489.73	0.00	0.00	489.73	0.00	0.00	489.73	0.00	450.00
307	9900	BRADFORD FIRE & RESCUE SCHOLARSHIP	(500.00)	1,500.00	500.00	500.00	0.00	500.00	0.00	1,500.00	1,000.00
307	9902	BLESSED DIRECTION INC. SCHOLARSHIP	6,500.00	4,176.78	4,500.00	6,176.78	4,500.00	1,500.00	4,676.78	4,000.00	4,000.00
307	9903	MAX WEAVER SCHOLARSHIP FUND	500.00	0.00	0.00	500.00	0.00	0.00	500.00	0.00	0.00
307	9905	CHAD NOLAN SCHOLARSHIP/MISC	(4,250.00)	4,750.00	(500.00)	1,000.00	0.00	1,000.00	0.00	4,750.00	1,000.00
307	9906	COVINGTON EAGLES SCHOLARSHIP FUND	4,274.62	0.00	500.00	3,774.62	750.00	1,000.00	2,774.62	0.00	750.00
307	9907	PEPSI AND COCA-COLA SCHOLARSHIP FUNDS	2,000.00	0.00	500.00	1,500.00	0.00	500.00	1,000.00	0.00	1,000.00
307	9908	RICHARD "DICK" HARMON SCHOLARSHIP FUND	23,000.00	883.92	1,250.00	22,633.92	0.00	3,750.00	18,883.92	883.92	5,000.00
307	9909	VERNON LINDEMAN LINEMAN SCHOLARSHIP	1,000.00	0.00	0.00	1,000.00	1,000.00	1,000.00	0.00	0.00	0.00
307	9912	HAROLD MARKER SCHOLARSHIP FUND	2,000.00	4,000.00	2,000.00	4,000.00	0.00	3,000.00	1,000.00	4,000.00	5,000.00
307	9913	COVINGTON SAVINGS & LOAN SCHOLARSHIP	500.00	500.00	500.00	500.00	0.00	500.00	0.00	500.00	1,500.00
307	9914	WADE SPENCER SCHOLARSHIP FUND	0.00	1,500.00	1,500.00	0.00	0.00	0.00	0.00	1,500.00	1,500.00
307	9915	IVA ROOT SCHOLARSHIP	0.00	0.00	0.00	0.00	0.00	500.00	(500.00)	0.00	500.00
307	9977	HERSHEY SCHOLARSHIP DONATION-CLASS OF 1977	125.00	0.00	0.00	125.00	0.00	125.00	0.00	0.00	125.00
307	9996	PRODUCTION PAINT FINISHERS GRANT/SPECIAL TRUS	9,992.01	0.00	5,000.00	4,992.01	1,000.00	4,000.00	992.01	0.00	8,000.00
308	0000	WADE KINDERGARTEN	10,350.24	166.16	0.00	10,516.40	0.00	0.00	10,516.40	160.24	1,835.00
308	9202	BEARD ENDOWMENT	44,350.56	689.91	2,000.00	43,040.47	1,000.00	1,000.00	42,040.47	670.19	2,000.00
309	9118	ART ACCOUNTS ESTES	0.00	2,655.00	208.58	2,446.42	0.00	1,541.42	905.00	2,555.00	2,000.00
309	9130	BUSINESS ACCOUNTS MOORE	0.00	921.00	0.00	921.00	0.00	0.00	921.00	1,414.00	150.00
309	9210	FFA ACCOUNTS BAUMER	0.00	20.00	0.00	20.00	0.00	0.00	20.00	740.00	0.00
309	9238	SCIENCE ACCOUNTS WHITE	0.00	1,412.50	444.45	968.05	0.00	99.68	868.37	2,172.50	550.00
318	9110	PRINCIPAL FUND - ELEMENTARY	12,366.99	23,946.70	20,142.86	16,170.83	629.86	0.00	16,170.83	31,346.70	34,780.00
318	9113	ELEMENTARY PRINCIPAL - BOX TOPS	13,662.78	804.20	1,549.33	12,917.65	25.88	0.00	12,917.65	900.00	3,156.87
318	9130	HIGH SCHOOL PRINCIPAL FUND	2,948.93	3,069.60	2,189.86	3,828.67	17.52	0.00	3,828.67	4,930.38	5,502.73
318	9131	HIGH SCHOOL PRINCIPAL (AFTER PROM) FUND	250.00	200.00	0.00	450.00	0.00	0.00	450.00	0.00	0.00

BRADFORD BOARD OF EDUCATION Appropriations and Receivables by Cash Account

Fund	SCC	Description	Initial Cash	FYTD Received	FYTD Expended	Fund Balance	Prior Year Encumbrance	Encumbrance	Unencumbered Balance	FYTD Receivable	FYTD Appropriated
J18	9222	HIGH SCHOOL PRINCIPAL FUND LIBRARY	\$ 2,188.00	\$ 0.00	\$ 0.00	\$ 2,188.00	\$ 0.00	\$ 0.00	\$ 2,188.00	\$ 0.00	\$ 0.00
J19	9004	RADIO & TEL NEWS DIRECTORS FOUND MEDIA TECH	114.06	0.00	101.65	12.41	0.00	0.00	12.41	0.00	186.45
J19	9005	ECO GARDEN GRANT MIAMI COUNTY PARK DISTRICT	500.00	0.00	0.00	500.00	0.00	0.00	500.00	0.00	0.00
J19	9007	REED - VALEDICTORIAN/MEMORIAL	309.58	0.00	0.00	309.58	0.00	0.00	309.58	0.00	309.58
J19	9009	ELEMENTARY ART - TROY FOUNDATION	12.91	0.00	0.00	12.91	0.00	0.00	12.91	0.00	0.00
J19	9011	MIAMI COUNTY FOUNDATION ALL ABOARD PROGRAM	102.22	0.00	0.00	102.22	0.00	0.00	102.22	0.00	0.00
J19	9012	MAC GRANT	1,093.18	0.00	1,093.18	0.00	0.00	0.00	0.00	0.00	1,093.18
J19	9017	EAGLES-COVINGTON DONATION	5,927.64	0.00	0.00	5,927.64	0.00	0.00	5,927.64	0.00	3,000.00
J19	9018	MIAMI COUNTY FOUNDATION-ART DISCOVERY CAMP	512.62	0.00	0.00	512.62	0.00	0.00	512.62	0.00	0.00
J19	9019	COVINGTON EAGLES DONATION	7,000.00	0.00	0.00	7,000.00	0.00	0.00	7,000.00	0.00	0.00
J19	9022	MISCELLANEOUS FIELD TRIP GRANTS	758.76	0.00	0.00	758.76	0.00	0.00	758.76	0.00	0.00
J19	9023	VIVIAN RUSSELL KINDERGARTEN FUND	57.87	0.00	0.00	57.87	0.00	0.00	57.87	0.00	0.00
J19	9024	ANNA BIER ART GRANT	193.99	400.00	0.00	593.99	0.00	0.00	593.99	400.00	593.99
J19	9131	MIAMI COUNTY FOUNDATION SEMI-ANNUAL GRANT	2,951.23	0.00	1,178.34	1,772.89	0.00	0.00	1,772.89	0.00	4,289.96
J19	9139	Miami County Foundation 2019-2020 Grants	0.00	6,000.00	0.00	6,000.00	0.00	0.00	6,000.00	6,000.00	0.00
J19	9181	MIAMI COUNTY PARKS - GIZMOS GRANT	10.00	0.00	0.00	10.00	0.00	0.00	10.00	0.00	0.00
J19	9222	OTHER GRANT LIBRARY	10.00	200.00	0.00	210.00	0.00	0.00	210.00	200.00	0.00
J19	9230	OTHER GRANT	150.00	0.00	0.00	150.00	0.00	0.00	150.00	0.00	0.00
J19	9239	Miami County Grant for IPADS	0.00	4,186.00	4,116.00	70.00	0.00	0.00	70.00	4,186.00	4,186.00
J19	9272	Miami County Foundation Grant-Water Fountains	5,090.00	0.00	5,088.75	1.25	5,088.75	0.00	1.25	0.00	1.25
J19	9410	GRANT FROM DARKE COUNTY FOUNDATION	1,100.00	2,000.00	2,217.51	882.49	0.00	0.00	882.49	2,000.00	2,217.51
J19	9517	OTHER GRANT	6,400.00	0.00	0.00	6,400.00	0.00	0.00	6,400.00	0.00	0.00
J19	9920	COVINGTON EAGLES DONATION	0.00	7,000.00	0.00	7,000.00	0.00	0.00	7,000.00	7,000.00	0.00
J22	0000	OHSAA TOURNAMENT ACCOUNTS	0.00	0.00	0.00	0.00	0.00	0.00	0.00	0.00	732.70
J22	9718	DISTRICT AGENCY	777.85	0.00	0.00	777.85	0.00	0.00	777.85	0.00	0.00
J22	9819	UNCASHED FUNDS FOR	192.99	0.00	65.00	127.99	0.00	0.00	127.99	0.00	100.00

BRADFORD BOARD OF EDUCATION Appropriations and Receivables by Cash Account

Fund	SCC	Description	Initial Cash	FYTD Received	FYTD Expended	Fund Balance	Prior Year Encumbrance	Encumbrance	Unencumbered Balance	FYTD Receivable	FYTD Appropriated
		2018-2019									
334	0000	CLASSROOM FACILITY MAINTENANCE	\$ 483,669.67	\$ 43,296.02	\$ 353.46	\$ 526,612.23	\$ 0.00	\$ 0.00	\$ 526,612.23	\$ 44,850.00	\$ 10,400.00
334	9045	MAINTENANCE FUND DELINQUENCIES	1,065.27	462.95	0.00	1,528.22	0.00	0.00	1,528.22	500.00	0.00
200	9000	MULTIPLE DISABILITIES CLASS	2,785.26	235.10	355.78	2,664.58	0.00	0.00	2,664.58	235.10	750.00
200	9020	CLASS OF 2020	1,349.06	2,032.00	3,381.06	0.00	156.00	0.00	0.00	2,032.00	3,500.00
200	9021	CLASS OF 2021	2,318.72	3,779.00	2,764.46	3,333.26	660.00	40.00	3,293.26	2,000.00	3,340.00
200	9022	CLASS OF 2022	1,766.51	5,330.40	2,659.98	4,436.93	43.98	0.00	4,436.93	5,330.40	4,100.00
200	9023	CLASS OF 2023	0.00	1,805.00	1,455.00	350.00	0.00	0.00	350.00	1,805.00	2,500.00
200	9119	POWER OF THE PEN	280.00	0.00	0.00	280.00	0.00	0.00	280.00	0.00	0.00
200	9128	SPANISH CLUB	209.25	0.00	74.94	134.31	0.00	0.00	134.31	0.00	1,000.00
200	9130	MUSE MACHINE	1,103.24	0.00	0.00	1,103.24	0.00	0.00	1,103.24	0.00	900.00
200	9131	DRAMA CLUB	6,099.49	0.00	0.00	6,099.49	0.00	0.00	6,099.49	0.00	0.00
200	9133	GLEE CLUB	368.65	0.00	0.00	368.65	0.00	0.00	368.65	0.00	0.00
200	9330	FUTURE FARMERS OF AMERICA	5,394.55	20,275.28	21,211.00	4,458.83	2,063.34	140.00	4,318.83	15,283.28	20,784.86
200	9400	HIGH SCHOOL MUSIC DEPARTMENT	628.63	500.00	0.00	1,128.63	0.00	0.00	1,128.63	500.00	2,300.00
200	9610	ELEMENTARY STUDENT COUNCIL	513.56	0.00	0.00	513.56	0.00	0.00	513.56	0.00	150.00
200	9630	HIGH SCHOOL STUDENT COUNCIL	1,637.89	11,771.75	11,165.36	2,244.28	0.00	500.00	1,744.28	11,771.75	11,665.36
200	9680	YEARBOOK	6,573.92	4,626.50	4,447.48	6,752.94	1,636.00	1,882.00	4,870.94	4,626.50	6,000.00
200	9710	NATIONAL HONOR SOCIETY	(252.77)	296.50	525.40	(481.67)	0.00	0.00	(481.67)	296.50	525.40
300	9001	HIGH SCHOOL ART	721.58	0.00	0.00	721.58	0.00	0.00	721.58	0.00	0.00
300	9002	WASHINGTON DC TRIP - 8TH GRADE	28,862.99	43,522.01	67,010.00	5,375.00	27,300.00	0.00	5,375.00	17,522.01	(5,300.00)
300	9004	MEDIA-TECH CLASS	5.57	0.00	0.00	5.57	0.00	0.00	5.57	0.00	0.00
300	9185	Benefit for Ruth Estes	0.00	1,369.70	0.00	1,369.70	0.00	0.00	1,369.70	1,369.70	0.00
300	9500	ATHLETIC DIRECTOR	22,533.07	71,746.37	89,518.30	4,761.14	13,090.57	3,414.08	1,347.06	46,746.37	63,231.73
300	9501	ATHLETIC DIRECTOR FSN	750.00	0.00	0.00	750.00	0.00	0.00	750.00	0.00	0.00
300	9553	Athletics-cheerleading Fund Raising	0.00	182.00	0.00	182.00	0.00	0.00	182.00	182.00	0.00
451	9920	TELECOMMUNICATIONS 2019-2020	0.00	3,600.00	3,600.00	0.00	0.00	0.00	0.00	3,600.00	3,600.00
467	9920	Student Wellness and Success	0.00	135,598.11	0.00	135,598.11	0.00	0.00	135,598.11	135,870.00	135,870.00
499	9191	School Safety Grant	2,570.75	0.00	2,570.75	0.00	0.00	0.00	0.00	0.00	2,570.75
499	9819	Ohio Climate Grant	292.40	4,792.40	5,084.80	0.00	0.00	0.00	0.00	4,792.40	292.40
499	9920	BWC SAFETY GRANT	0.00	40,000.00	0.00	40,000.00	0.00	40,000.00	0.00	40,000.00	40,000.00
516	9819	TITLE 6B GRANT FOR 2018-2019	0.00	10,551.86	10,551.86	0.00	0.00	0.00	0.00	10,551.86	10,551.86
516	9920	TITLE 6B GRANT FOR 2019-2020	0.00	107,535.84	107,535.84	0.00	0.00	0.00	0.00	107,535.84	107,535.84

BRADFORD BOARD OF EDUCATION Appropriations and Receivables by Cash Account

Fund	SCC	Description	Initial Cash	FYTD Received	FYTD Expended	Fund Balance	Prior Year Encumbrance	Encumbrance	Unencumbered Balance	FYTD Receivable	FYTD Appropriated
572	0000	TITLE I	\$ 485.84	\$ 748.52	\$ 0.00	\$ 1,234.36	\$ 0.00	\$ 0.00	\$ 1,234.36	\$ 748.52	\$ 0.00
572	9920	TITLE ONE 2019-2020 SCHOOL YEAR	0.00	190,039.89	190,039.89	0.00	0.00	0.00	0.00	140,039.89	140,963.49
587	9119	TITLE 6B RESTORATION MONEY	282.42	1,507.89	1,790.31	0.00	282.42	0.00	0.00	1,507.89	0.00
587	9120	RESTORATION GRANT 2019-2020	0.00	10.96	10.96	0.00	0.00	0.00	0.00	10.96	10.96
587	9819	PRESCHOOL GRANT FOR 2018-2019	0.00	251.83	251.83	0.00	0.00	0.00	0.00	251.83	251.83
587	9920	PRESCHOOL GRANT FOR THE 2019-2020 SCHOOL YEAR	0.00	726.24	726.24	0.00	0.00	0.00	0.00	726.24	726.24
590	9920	TITLE IIA FOR THE 2018-2019 SCHOOL YEAR	0.00	21,187.42	21,187.42	0.00	0.00	0.00	0.00	19,784.48	19,784.48
599	0000	OTHER MISC FEDERAL GRANTS	51.31	44.80	0.00	96.11	0.00	0.00	96.11	0.00	0.00
599	9119	MISC. FED. GRANT	577.54	60,188.18	60,765.72	0.00	207.50	0.00	0.00	35,188.18	27,027.69
599	9120	STRIVING READERS GRANT 2019-2020	0.00	172,999.64	166,970.56	6,029.08	0.00	24.64	6,004.44	81,995.20	81,995.20
599	9819	TITLE IV FOR THE 2018-2019 SCHOOL YEAR	0.00	11,943.11	11,943.11	0.00	0.00	0.00	0.00	11,943.11	0.00
599	9820	REAP GRANT 2019-2020	0.00	28,203.00	28,203.00	0.00	0.00	0.00	0.00	28,203.00	28,203.00
599	9920	TITLE IV FOR THE 2019-2020 SCHOOL YEAR	0.00	10,257.95	10,257.95	0.00	0.00	0.00	0.00	10,257.95	10,257.95
Grand Total			\$ 8,148,918.31	\$ 8,988,304.91	\$ 8,190,448.77	\$ 8,946,774.45	\$ 361,152.61	\$ 589,160.91	\$ 8,357,613.54	\$ 8,569,972.22	\$ 10,184,136.00